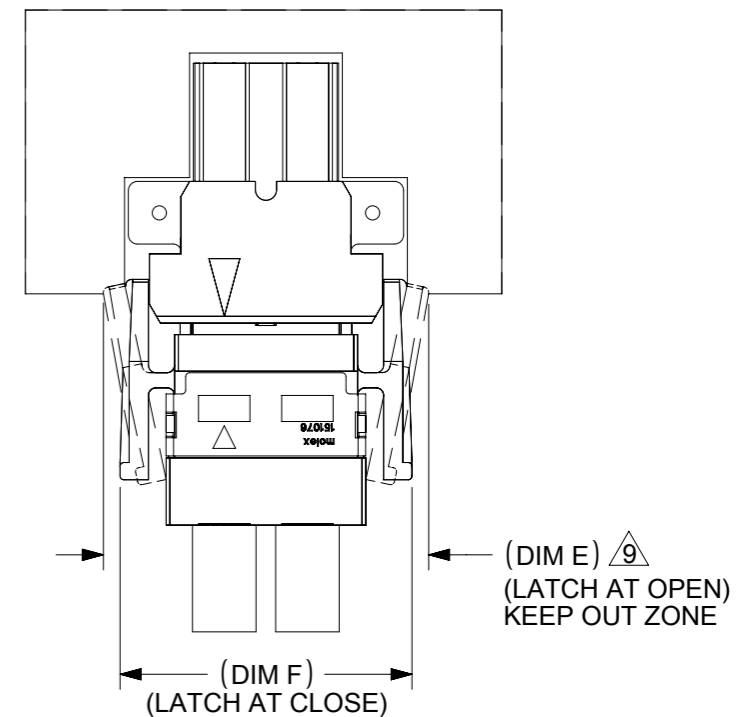
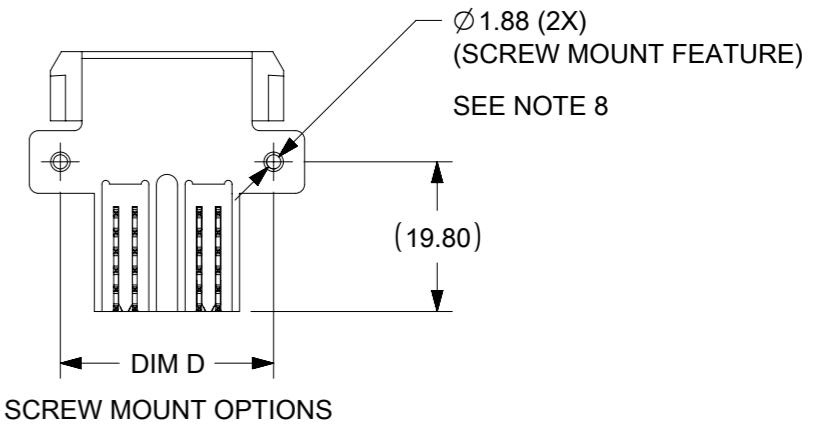
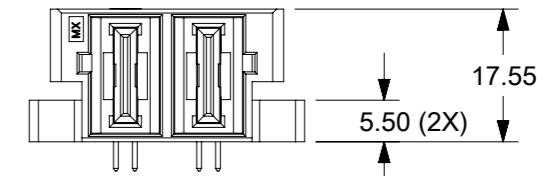


- NOTE:
- MATERIAL:
HOUSING: LCP, UL 94V-0, COLOR: BLACK
TERMINALS: COPPER ALLOY
 - PLATING:
30µ IN GOLD ON CONTACT AREA
100µ IN TIN IN THE PC TAIL AREA OVER
50µ IN NICKEL OVERALL UNDERPLATE
 - PRODUCT SPECIFICATION: PS-151053-0001
 - PARTS TO BE PACKED PER PACKAGING SPEC: PK-151035-0001
 - MATING WITH CRIMP: 46819, RECEPTACLE HOUSING SERIES 151034
 - PCB HOLES TO BE PLATED THRU HOLES.
 - CONTACTS ARE LUBRICATED.
 - RECOMMENDED SCREW: 2-32 TYPE AB X 0.300" (FOR 1.60MM PCB)
2-32 TYPE AB X 0.375" (FOR 2.36 & 3.18MM PCB)
SCREWS ARE SOLD SEPERATELY.
 - KEEP-OUT ZONE DOES NOT TAKE FINGER SPACING INTO ACCOUNT.
PLEASE MAKE SURE TO LEAVE APPROPRIATE CLEARANCE BETWEEN
LATCHES AND ADJACENT PRODUCT FOR PROPER LATCH FUNCTION.

THIS DRAWING CONTAINS INFORMATION THAT IS PROPRIETARY TO MOLEX ELECTRONIC TECHNOLOGIES, LLC AND SHOULD NOT BE USED WITHOUT WRITTEN PERMISSION									
DIMENSION UNITS		SCALE		CURRENT REV DESC: ADDED PRESS-FIT VIEWS					
MM		1:1		<p>GUARDIAN II RA PLUG ASSEMBLY 2 - 6 CKTS</p> <p>PRODUCT CUSTOMER DRAWING</p>					
GENERAL TOLERANCES (UNLESS SPECIFIED)									
ANGULAR TOL ± 3.0°									
4 PLACES ±		EC NO: 697890							
3 PLACES ±		DRWN: HARSHG 2022/02/28							
2 PLACES ± 0.25		CHK'D: GJEEVANSURES 2022/03/04							
1 PLACE ± 0.25		APPR: HTHYAGARAJ 2022/03/14							
0 PLACES ±		INITIAL REVISION:							
DRAFT WHERE APPLICABLE MUST REMAIN WITHIN DIMENSIONS		THIRD ANGLE PROJECTION		DRAWING		SERIES		MATERIAL NUMBER	
		A3-SIZE		151035		SEE TABLE		CUSTOMER	
						SD-151035-0001		PSD 001 B1	
						GENERAL MARKET		SHEET NUMBER	
								1 OF 2	

CKT SIZE	PART NO.	DIM A PC TAIL	PC BOARD THICKNESS	PC TAIL TYPE	GUIDE OPTION	DIM B	DIM C	DIM D	DIM E	DIM F
2 CKT	1510350002	3.86±0.30	2.36	SOLDER TAIL	PEG	36.40	30.84	28.20	43.20	38.60
	1510350012	4.69±0.30	3.18							
	1510350022	3.28±0.30	1.60	COMPLIANT PIN						
	1510351002	3.86±0.30	2.36	SOLDER TAIL	SCREW MOUNT					
	1510351012	4.69±0.30	3.18							
1510351022	3.28±0.30	1.60	COMPLIANT PIN							
3 CKT	1510350003	3.86±0.30	2.36	SOLDER TAIL	PEG	47.40	41.84	39.20	54.20	49.60
	1510350013	4.69±0.30	3.18							
	1510350023	3.28±0.30	1.60	COMPLIANT PIN						
	1510351003	3.86±0.30	2.36	SOLDER TAIL	SCREW MOUNT					
	1510351013	4.69±0.30	3.18							
1510351023	3.28±0.30	1.60	COMPLIANT PIN							
4 CKT	1510350004	3.86±0.30	2.36	SOLDER TAIL	PEG	58.40	52.84	50.20	65.20	60.60
	1510350014	4.69±0.30	3.18							
	1510350024	3.28±0.30	1.60	COMPLIANT PIN						
	1510351004	3.86±0.30	2.36	SOLDER TAIL	SCREW MOUNT					
	1510351014	4.69±0.30	3.18							
1510351024	3.28±0.30	1.60	COMPLIANT PIN							
5 CKT	1510350005	3.86±0.30	2.36	SOLDER TAIL	PEG	69.40	63.84	61.20	76.20	71.60
	1510350015	4.69±0.30	3.18							
	1510350025	3.28±0.30	1.60	COMPLIANT PIN						
	1510351005	3.86±0.30	2.36	SOLDER TAIL	SCREW MOUNT					
	1510351015	4.69±0.30	3.18							
1510351025	3.28±0.30	1.60	COMPLIANT PIN							
6 CKT	1510350006	3.86±0.30	2.36	SOLDER TAIL	PEG	80.40	74.84	72.20	87.20	82.60
	1510350016	4.69±0.30	3.18							
	1510350026	3.28±0.30	1.60	COMPLIANT PIN						
	1510351006	3.86±0.30	2.36	SOLDER TAIL	SCREW MOUNT					
	1510351016	4.69±0.30	3.18							
1510351026	3.28±0.30	1.60	COMPLIANT PIN							



CONNECTOR ASSEMBLY WITH RECEPTACLE CABLE.

THIS DRAWING CONTAINS INFORMATION THAT IS PROPRIETARY TO MOLEX ELECTRONIC TECHNOLOGIES, LLC AND SHOULD NOT BE USED WITHOUT WRITTEN PERMISSION									
DIMENSION UNITS	SCALE	CURRENT REV DESC: ADDED PRESS-FIT VIEWS							
MM	1:1								
GENERAL TOLERANCES (UNLESS SPECIFIED)									
ANGULAR TOL	± 3.0 °	GUARDIAN II RA PLUG ASSEMBLY 2 - 6 CKTS							
4 PLACES	±								
3 PLACES	±	PRODUCT CUSTOMER DRAWING							
2 PLACES	± 0.25								
1 PLACE	± 0.25	DOCUMENT NUMBER: SD-151035-0001 DOC TYPE: PSD DOC PART: 001 REVISION: B1							
0 PLACES	±								
DRAFT WHERE APPLICABLE MUST REMAIN WITHIN DIMENSIONS		THIRD ANGLE PROJECTION	DRAWING	SERIES	MATERIAL NUMBER	CUSTOMER	SHEET NUMBER		
			A3-SIZE	151035	SEE TABLE	GENERAL MARKET	2 OF 2		