

RFID Tag (Passive)

ART915X25275YZ25

RoHS/RoHS II compliant



25.0 x 25.0 x 2.75mm

MSL level: Not Applicable

FEATURES:

- RoHS Compliant
- SMD Type
- High Gain

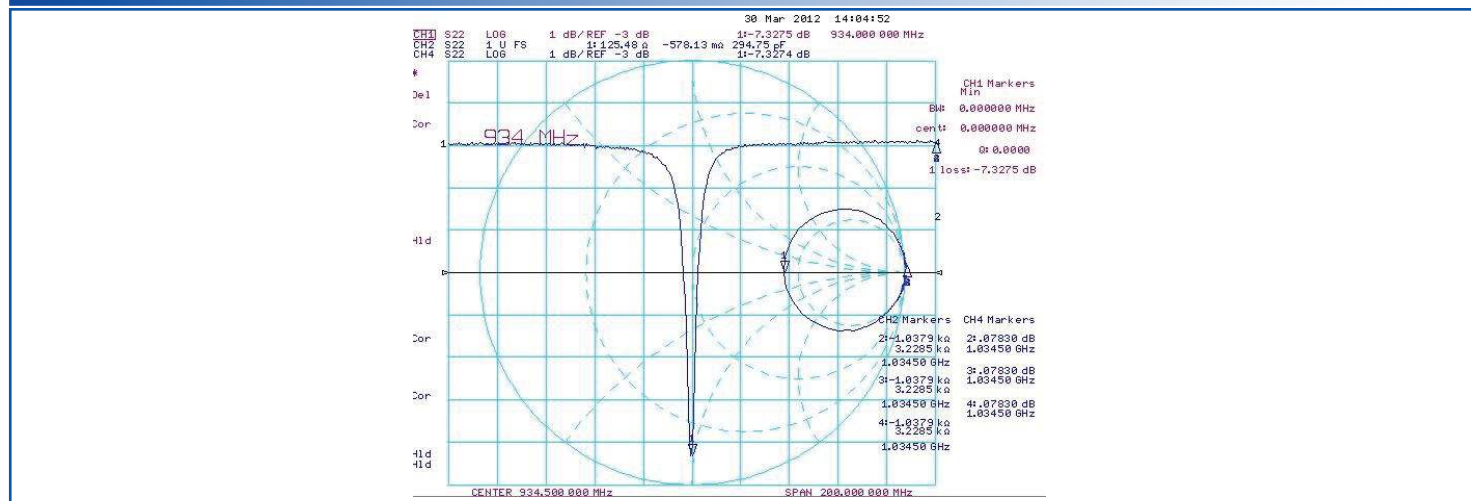
TYPICAL APPLICATIONS:

RFID systems for Logistic & Inventory Management of Retail, Pharmaceutical, Automotive Industries; Industrial automation, Contactless smart cards.

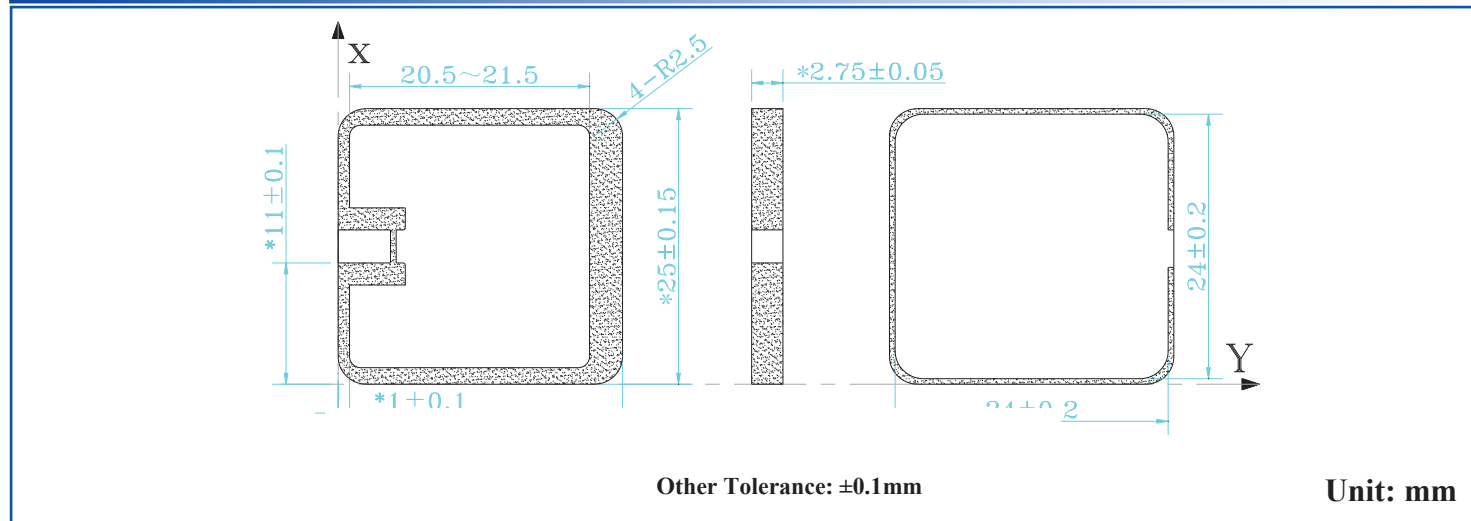
STANDARD SPECIFICATIONS:

Parameters	Min.	Typ.	Max.	Units	Note
Range of Receiving Frequency		902-928		MHz	
Frequency of Lowest Return Loss		937± 3		MHz	(On TEST Plane)
Tag center frequency		915±5		MHz	(On Metal surface)
GAIN	1.0			dBi	(On70x70 GND Plane)
Polarization Model		Linear			(Right Hand Circular Polarization)
Impedance		EPC		Ω	
Working Temperature		-40~+85		°C	
Storage Temperature		-40~+110		°C	
Frequency Temperature Coefficient		0± 10		ppm/°C	

SMITH CHART



OUTLINE DIMENSION



Other Tolerance: ±0.1mm

Unit: mm

ABRACON IS
ISO9001:2008
CERTIFIED



2 Faraday, Suite# B | Irvine | CA 92618 Revised: 11.25.14
Ph. 949.546.8000 | Fax. 949.546.8001
Visit www.abracon.com for Terms and Conditions of Sale

RFID Tag (Passive)

ART915X25275YZ25

RoHS/RoHS II compliant

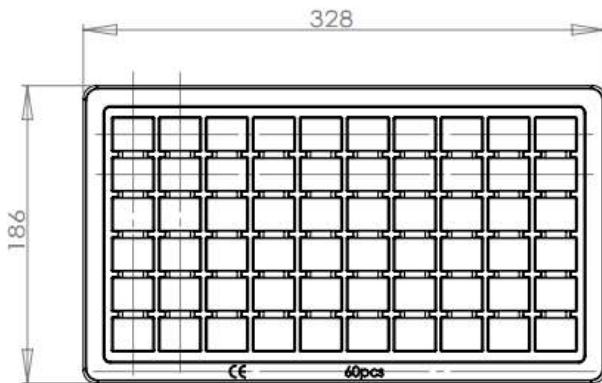


25.0 x 25.0 x 2.75mm

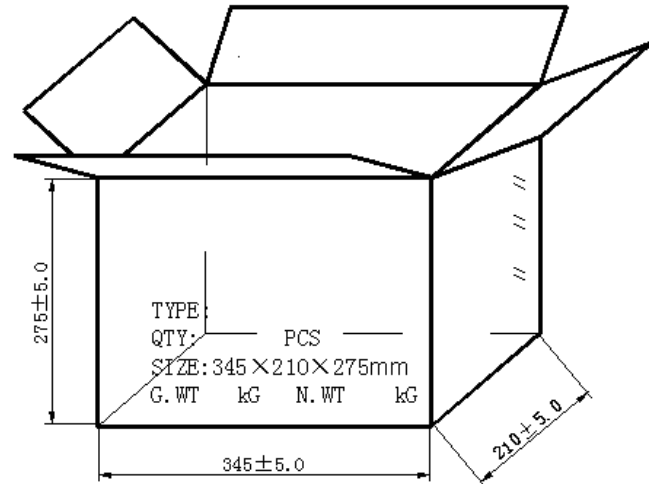
PACKAGING

Each tray contains 50pcs of RFID Tag Antenna. There are 5 trays per vacuum bag, 2 vacuum bags per inner box, and 2 inner boxes per carton (outer box) with size of 345*210*275mm.

Package Type	Quantity
Tray	50 pcs/tray
Vacuum Bag	250pcs/vacuum bag
Inner Box	500pcs/inner box
Outer Box	1000pcs/outer box



Tray



Outer Box

CAUTION:

- (1) Do not apply excess mechanical stress to the component body or terminations. Do not attempt to re-form or bend the components as this will cause damage to the component.
- (2) Do not expose the component to open flame.
- (3) This specification applies to the functionality of the component as a single unit. Please insure the component is thoroughly evaluated in the application circuit.

NOTE:

- 1) The parts are manufactured in accordance with this specification. If other conditions and specifications which are required for this specification, please contact ABRACON for more information.
- 2) ABRACON will supply the parts in accordance with this specification unless we receive a written request to modify prior to an order placement.
- 3) In no case shall ABRACON be liable for any product failure from in appropriate handling or operation of the item beyond the scope of this specification.
- 4) When changing your production process, please notify ABRACON immediately.
- 5) ABRACON Corporation's products are COTS – Commercial-Off-The-Shelf products; suitable for Commercial, Industrial and, where designated, Automotive Applications. ABRACON's products are not specifically designed for Military, Aviation, Aerospace, Life-dependant Medical applications or any application requiring high reliability where component failure could result in loss of life and/or property. For applications requiring high reliability and/or presenting an extreme operating environment, written consent and authorization from ABRACON Corporation is required. Please contact ABRACON Corporation for more information.
- 6) All specifications and Marking will be subject to change without notice.

ATTENTION: Abracon Corporation's products are COTS – Commercial-Off-The-Shelf products; suitable for Commercial, Industrial and, where designated, Automotive Applications. Abracon's products are not specifically designed for Military, Aviation, Aerospace, Life-dependant Medical applications or any application requiring high reliability where component failure could result in loss of life and/or property. For applications requiring high reliability and/or presenting an extreme operating environment, written consent and authorization from Abracon Corporation is required. Please contact Abracon Corporation for more information.

ABRACON IS
ISO9001:2008
CERTIFIED



2 Faraday, Suite# B | Irvine | CA 92618 Revised: 11.25.14
Ph. 949.546.8000 | Fax. 949.546.8001
Visit www.abracon.com for Terms and Conditions of Sale