

4

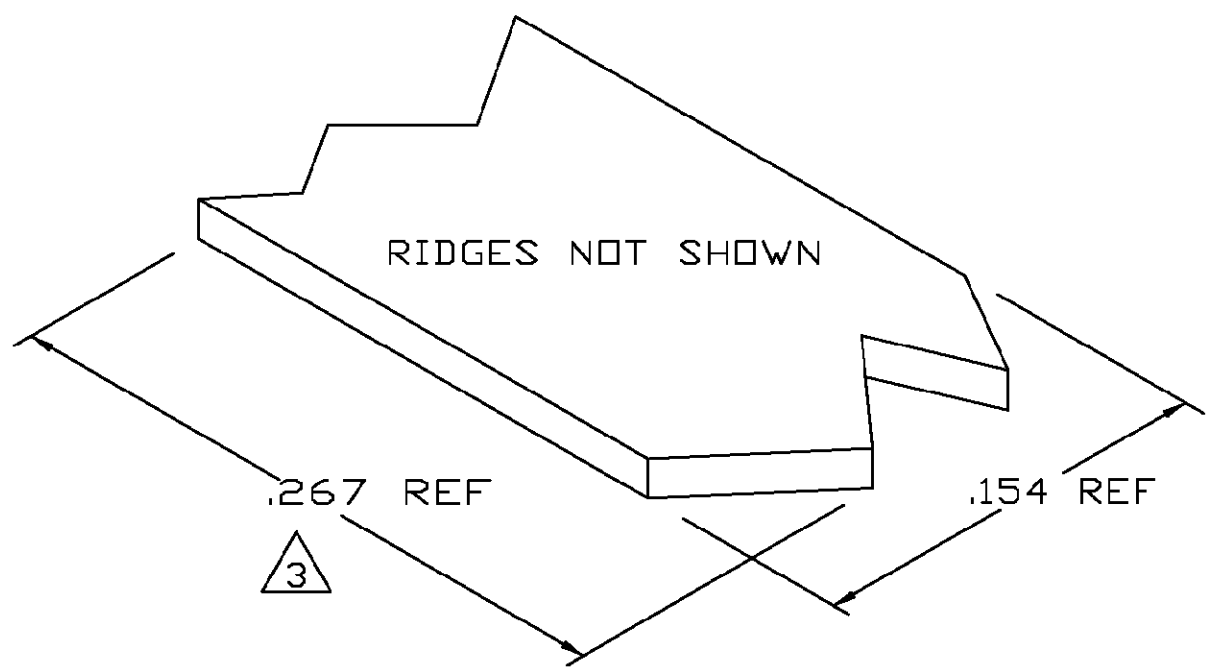
3

2

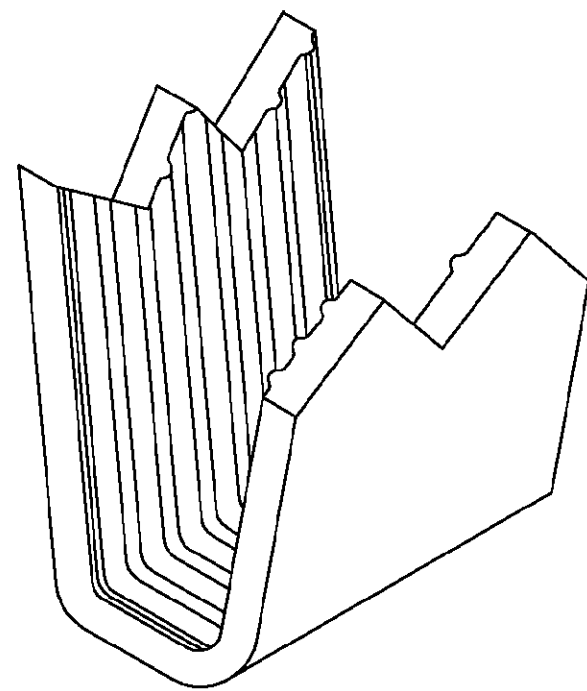
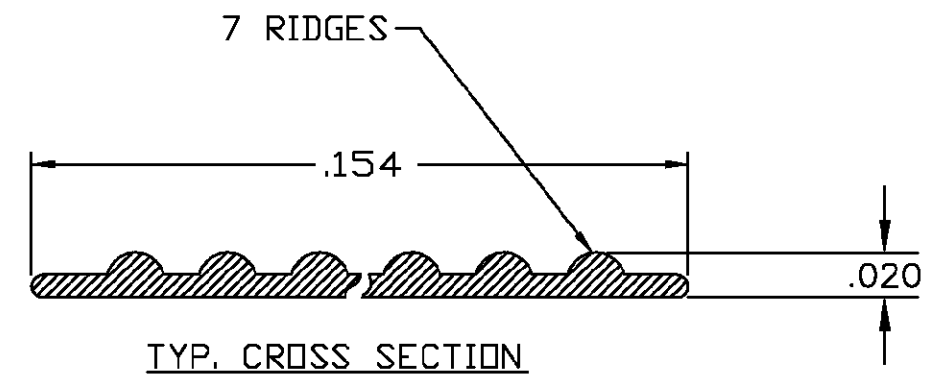
1

THIS DRAWING IS UNPUBLISHED. RELEASED FOR PUBLICATION
 © COPYRIGHT BY TYCO ELECTRONICS CORPORATION. ALL RIGHTS RESERVED.

LOC	DIST	REVISIONS			
P	LTR	DESCRIPTION	DATE	DWN	APVD
AF	50	0	TRANSFERED TO TYCO FORMAT	10JUL02	MF EH



- 1 CRIMPBAND MATERIAL PROVIDED IN CONTINUOUS STRIP.
 - 2 REFERENCE DESCRIPTIVE PART NUMBER L051D20ST.
- 3 BLANK LENGTH DETERMINED BY 051 TOOLSET.



PARTIAL FORMED VIEW (REF)
 FORMED BY APPLICATION TOOLING

1601592-1
 PART NUMBER

THIS DRAWING IS A CONTROLLED DOCUMENT.		DWN MICHAEL S. FEHER 10JUL2002	tyco Tyco Electronics Corporation	
DIMENSIONS: INCHES		CHK EDWARD HOWARD 10JUL2002	Electronics Harrisburg, PA 17105-3608	
TOLERANCES UNLESS OTHERWISE SPECIFIED:		APVD EDWARD HOWARD 10JUL2002	NAME - CRIMPBAND, RTM	
0 PLC ± -		PRODUCT SPEC	-	
1 PLC ± -		APPLICATION SPEC	-	
2 PLC ± -		WEIGHT	-	
3 PLC ± .005		SIZE	CAGE CODE	DRAWING NO
4 PLC ± -		A3	00779	1601592
4. ANGLES ± -		RESTRICTED TO		-
MATERIAL UNS S30200 STAINLESS STEEL	FINISH NONE	CUSTOMER DRAWING		SCALE 1:1 SHEET 1 OF 1 REV 0