

1734592-6 ✓ ACTIVE



## FPC

TE Internal #: 1734592-6

FPC Connectors, Flex-to-Board, 6 Position, .02 in [.5 mm]

Centerline, Zero Insertion Force (ZIF), Right Angle, Surface Mount

[View on TE.com >](#)

Connectors > PCB Connectors > Wire-to-Board Connectors > FFC, FPC & Ribbon Connectors > FPC Connectors > 0.5mm FPC Connectors



Connector System: **Flex-to-Board**

Number of Positions: **6**

Centerline (Pitch): **.5 mm [.02 in ]**

Insertion Force Type: **Zero Insertion Force (ZIF)**

PCB Mount Orientation: **Right Angle**

[All 0.5mm FPC Connectors \(135\)](#)

## Features

### Product Type Features

PCB Connector Assembly Type	PCB Mount Receptacle
Connector Product Type	Connector Assembly
Connector System	Flex-to-Board
Insertion Force Type	Zero Insertion Force (ZIF)
FPC Actuator Type	Stuffer (Plunger Style)
Connector & Contact Terminates To	Flexible Printed Circuit (FPC)

### Configuration Features

Compatible With Wire & Cable Type	FFC, FPC
Number of Rows	1
Number of Positions	6
PCB Mount Orientation	Right Angle

### Electrical Characteristics

Operating Voltage	250 VAC
-------------------	---------

### Body Features

Primary Product Color	Natural
-----------------------	---------

### Contact Features

PCB Contact Termination Area Plating Material Thickness	.025 $\mu$ m[100 $\mu$ in]
---	----------------------------



Contact Layout	Inline
Contact Type	Socket
Contact Mating Area Plating Material Thickness	.025 $\mu\text{m}$ [100 $\mu\text{in}$ ]
Contact Shape & Form	Single Beam
PCB Contact Termination Area Plating Material	Gold
Contact Base Material	Phosphor Bronze
Contact Mating Location	Bottom
Contact Mating Area Plating Material	Gold
Contact Current Rating (Max)	.5 A

### Termination Features

Termination Method to Printed Circuit Board	Surface Mount
---	---------------

### Mechanical Attachment

Mating Alignment	With
PCB Mount Alignment	Without
PCB Mount Retention	With
Connector Mounting Type	Board Mount

### Housing Features

Housing Material	LCP (Liquid Crystal Polymer)
Centerline (Pitch)	.5 mm[.02 in]

### Dimensions

Connector Length	8.43 mm[.332 in]
Connector Height	2.05 mm[.08 in]
Connector Width	5.1 mm[.2 in]
Accepts Flex Cable Thickness	.3 mm[.012 in]

### Usage Conditions

Operating Temperature Range	-40 – 85 $^{\circ}\text{C}$ [-40 – 185 $^{\circ}\text{F}$ ]
-----------------------------	---

### Operation/Application

Circuit Application	Signal
---------------------	--------

### Identification Marking

Circuit Identification Feature	Without
--------------------------------	---------

### Packaging Features

Packaging Quantity	2000
--------------------	------

Packaging Method

Tape

## Product Compliance

[For compliance documentation, visit the product page on TE.com>](#)

EU RoHS Directive 2011/65/EU

Compliant

EU ELV Directive 2000/53/EC

Compliant

China RoHS 2 Directive MIIT Order No 32, 2016

No Restricted Materials Above Threshold

EU REACH Regulation (EC) No. 1907/2006

Current ECHA Candidate List: JUNE 2023 (235)  
 Candidate List Declared Against: JAN 2023 (233)  
 Does not contain REACH SVHC

Halogen Content

Not Low Halogen - contains Br or Cl > 900 ppm.

Solder Process Capability

Reflow solder capable to 260°C

### Product Compliance Disclaimer

This information is provided based on reasonable inquiry of our suppliers and represents our current actual knowledge based on the information they provided. This information is subject to change. The part numbers that TE has identified as EU RoHS compliant have a maximum concentration of 0.1% by weight in homogenous materials for lead, hexavalent chromium, mercury, PBB, PBDE, DBP, BBP, DEHP, DIBP, and 0.01% for cadmium, or qualify for an exemption to these limits as defined in the Annexes of Directive 2011/65/EU (RoHS2). Finished electrical and electronic equipment products will be CE marked as required by Directive 2011/65/EU. Components may not be CE marked. Additionally, the part numbers that TE has identified as EU ELV compliant have a maximum concentration of 0.1% by weight in homogenous materials for lead, hexavalent chromium, and mercury, and 0.01% for cadmium, or qualify for an exemption to these limits as defined in the Annexes of Directive 2000/53/EC (ELV). Regarding the REACH Regulation, the information TE provides on SVHC in articles for this part number is based on the latest European Chemicals Agency (ECHA) 'Guidance on requirements for substances in articles' posted at this URL: <https://echa.europa.eu/guidance-documents/guidance-on-reach>


## Compatible Parts



## Customers Also Bought



TE Part #3-2176070-5  
3521 270R 1% 2W




TE Part #1-1734592-2  
0.5mm FPC Connectors



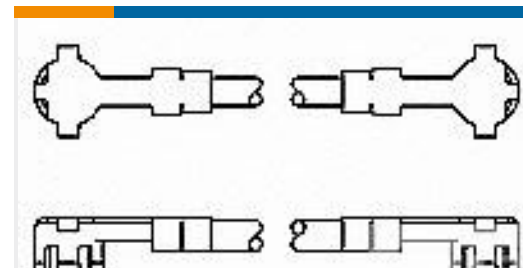
TE Part #1658688-1  
KIT,HDP-22,ENCLSUR,RCPT,SIZE 1



TE Part #3-2328724-9  
39PIN 0.3MMP FPC CONNECTOR,  
FRONT FLIP



TE Part #1735284-2  
SATA BACKPLANE RECEPTACLE,  
VERTICAL, SMT



TE Part #1064524-1  
9960 1100 24



TE Part #6-1879207-3  
RN 0603 442K 0.1% 10PPM 5K RL

## Documents

### Product Drawings

[FPC CONN. 0.5MM PITCH B/C, 6P](#)

English

### CAD Files

[3D PDF](#)

3D

[Customer View Model](#)

[ENG\\_CVM\\_CVM\\_1734592-6\\_C\\_c-1734592-6-c.2d\\_dxf.zip](#)

English

[Customer View Model](#)

[ENG\\_CVM\\_CVM\\_1734592-6\\_C\\_c-1734592-6-c.3d\\_igs.zip](#)

English

[Customer View Model](#)

[ENG\\_CVM\\_CVM\\_1734592-6\\_C\\_c-1734592-6-c.3d\\_stp.zip](#)

English

By downloading the CAD file I accept and agree to the [Terms and Conditions](#) of use.

### Datasheets & Catalog Pages

[1-1773959-6-flexible-printed-circuit-con](#)

English

[1-1773959-7-FPC-Connectors-CN](#)

[FPC Connector Family](#)

English

### Product Specifications

[Product Specification](#)

1734592-6

FPC Connectors, Flex-to-Board, 6 Position, .02 in [.5 mm] Centerline, Zero Insertion Force (ZIF), Right Angle, Surface Mount



English