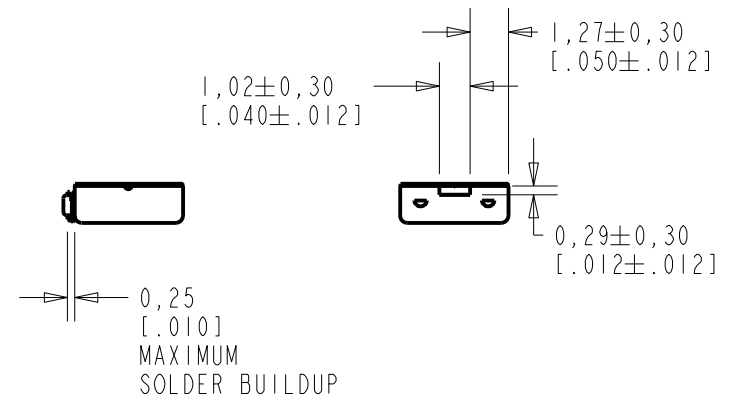
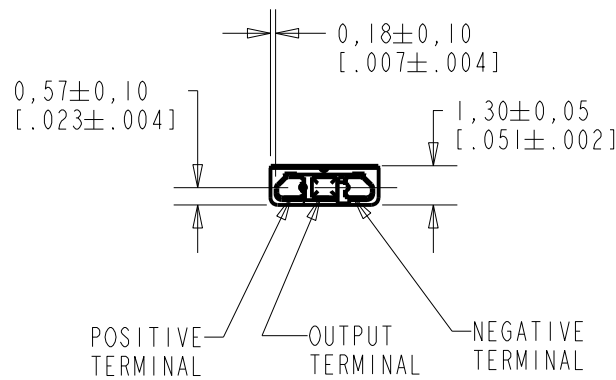
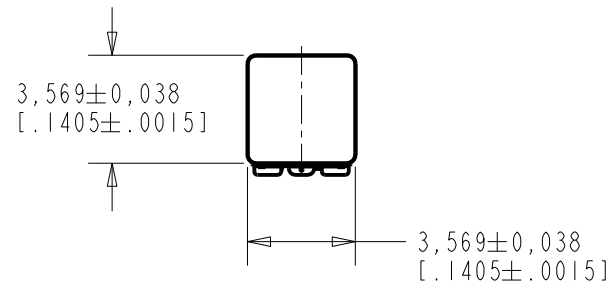


TO-30023-000
SHT 1.1

NOTES:

- INCREASED PRESSURE AT THE SOUND INLET CAUSES A POSITIVE GOING VOLTAGE TO APPEAR AT THE OUTPUT TERMINAL, RELATIVE TO THE NEGATIVE TERMINAL.



NOMINAL WEIGHT
.063 GRAMS

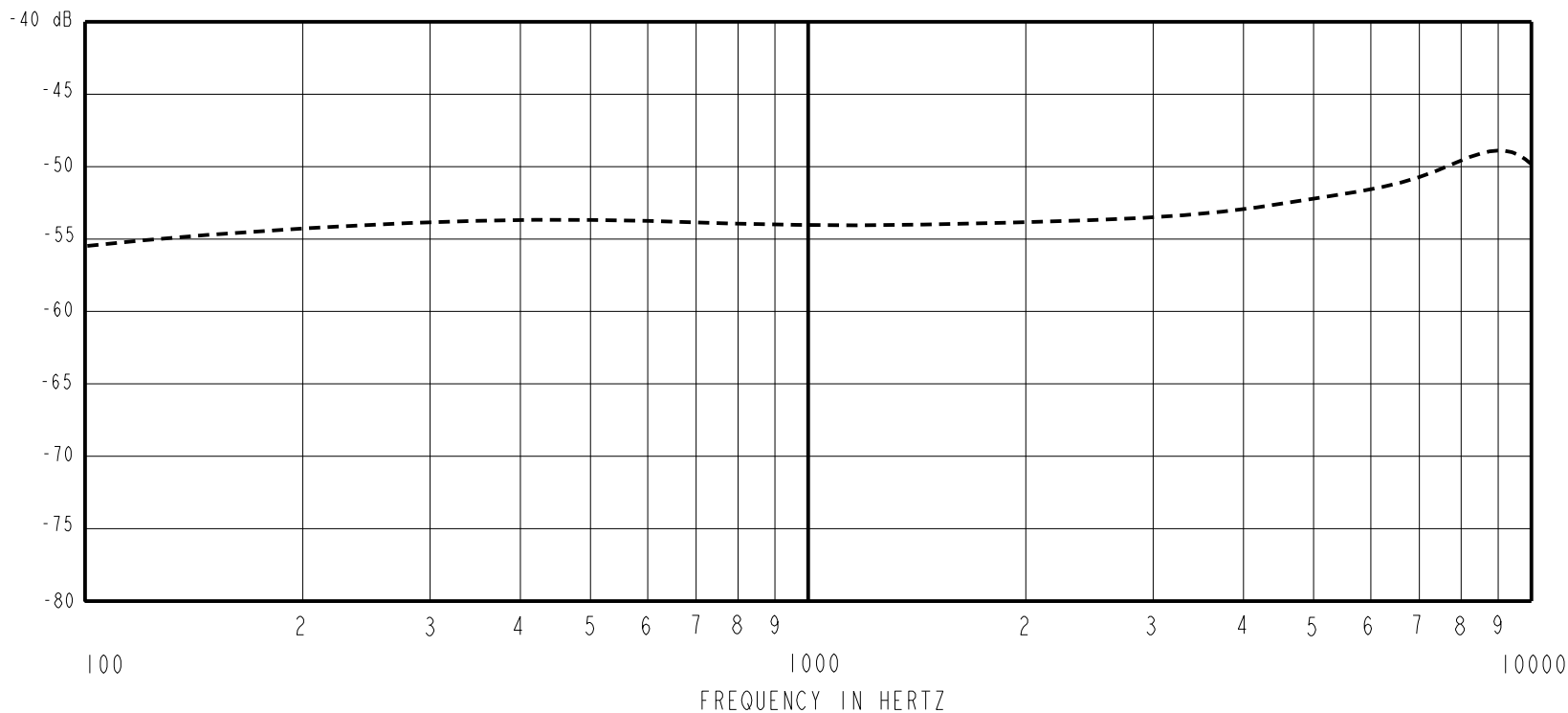
DIMENSIONS IN MILLIMETERS [INCHES]

KNOWLES ELECTRONICS
ITASCA, ILLINOIS U.S.A.

Revision	C.O. #	Implementation Date	RELEASE LEVEL	REVISION
I	MI0105051	6-3-13	Active	I
H	MI0104164	6-15-11		
G	MI0103810	8-24-10		

SCALE: 4:1		DR. BY	DATE
DO NOT SCALE DRAWING		MMM	6-15-06
TITLE: MICROPHONE		CK. BY	DATE
TO-30023-000		GJP	6-20-06
OUTLINE DRAWING		APP. BY	DATE
SHT 1.1		GJP	6-20-06

SENSITIVITY IN dB RELATIVE TO 1.0 VOLT/0.1 Pa (N/M²) FOR CONDITIONS SHOWN BELOW.

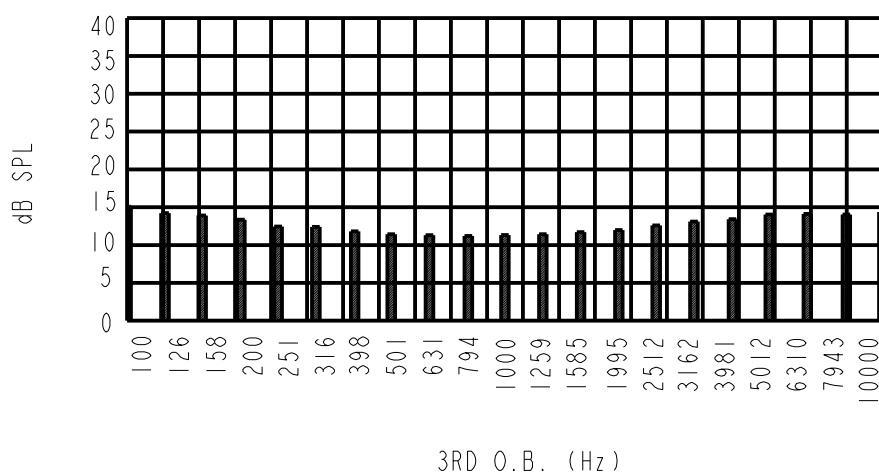


FREQUENCY	SENSITIVITY			DEVICE CONFORMITY	
	MIN.	NOM.	MAX.	RANGE OF DEVIATION FROM 1KHz	
70	---	-57.0	---	-5.0	-1.0
1000	-57.0	-54.0	-51.0	0.0	0.0
9500	---	-49.0	---	+2.0	+8.0

- NOTES:
1. CASE CONNECTED TO NEGATIVE TERMINAL.
 2. MICROPHONE TO BE FUNCTIONAL WITH 1.6 VDC SUPPLY.
 3. TYPICAL SENSITIVITY TO HUMIDITY AT 1000Hz IS 0.03 dB/%RH
 4. SENSITIVITY AND NOISE VALUES INDICATED ON THIS SPECIFICATION ARE VALID AT 50% HUMIDITY.

PORT LOCATION	DC SUPPLY	AMPLIFIER CURRENT DRAIN	SENSITIVITY CHANGE ON REDUCING SUPPLY TO 0.9VDC	"A" WEIGHTED NOISE (1 kHz EQUIV. SPL)		OUTPUT IMPEDANCE OHMS		
				NOM.	MAX.	MIN.	NOM.	MAX.
12N	1.3V	75 µA MAX.	3 dB MAX.	25.0 dB	27.0 dB	1500	3750	6000

1/3RD OCTAVE BAND INPUT REFERRED NOISE - TYPICAL



Revision	C.O. #	Implementation Date	RELEASE LEVEL	REVISION
I	M10105051	6-3-13	Active	I
H	M10104164	6-15-11		
G	M10103810	8-24-10		

KNOWLES ELECTRONICS
ITASCA, ILLINOIS U.S.A.

WHEN TEST LIMITS ARE USED TO ESTABLISH INCOMING INSPECTION ACCEPTANCE/REJECTION CRITERIA, CORRELATION OF TEST EQUIPMENT WITH KNOWLES IS ALSO REQUIRED FOR ELIMINATION OF EQUIPMENT AND TEST METHOD VARIATION

TITLE: **MICROPHONE**
PERFORMANCE SPECIFICATION

TO-30023-000
SHT 2.1

DR. BY	DATE
MMM	6-15-06
CK. BY	DATE
GJP	6-20-06
APP. BY	DATE
GJP	6-20-06