

CTQFW4228F Series From 6.8μH to 470μH



CHARACTERISTICS

Description: High current (shielded) power inductor

Features:

- Sturdy structure
- High inductance, high current, low magnetic loss, low ESR, small parasitic capacitance
- Flat wire winding, achieve a low D.C. Resistance
- Temperature rise current and saturation current is less influenced by environment
- Shield has solderable tabs for additional mounting stability

Applications: Designed for high current power supply applications

Operating Temperature: -40°C to 125°C (including temperature rise)

Inductance Tolerance: ±20%

Packaging: Tray packaging

Miscellaneous: **RoHS Compliant.**

Samples available. See website for ordering information.

SPECIFICATIONS

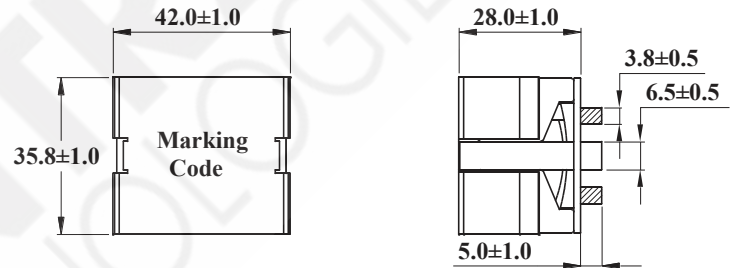
*Isat: Value of inductance decrease within 20%

Irms: A rise in temperature of core surface is within 40°C

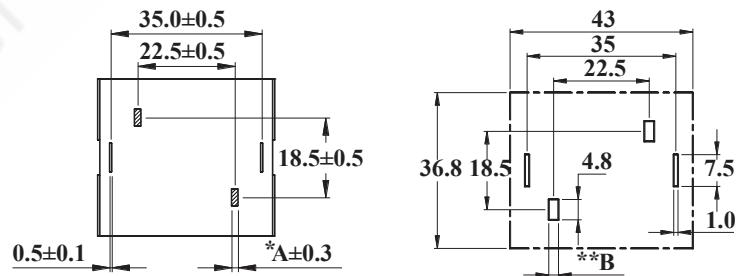
Part Number	Inductance ±20% (μH)	DCR Nom. (Max.) (mΩ)	*Isat Typ. (A)	**Irms Typ. (A)
CTQFW4228F-6R8M	6.8	2.80 (2.95)	75	34
CTQFW4228F-100M	10	2.80 (2.95)	60	34
CTQFW4228F-150M	15	2.80 (2.95)	47	34
CTQFW4228F-220M	22	2.80 (2.95)	35.4	34
CTQFW4228F-330M	33	2.80 (2.95)	24.7	34
CTQFW4228F-470M	47	2.80 (2.95)	17.6	34
CTQFW4228F-680M	68	2.80 (2.95)	12.2	34
CTQFW4228F-101M	100	2.80 (2.95)	7.8	34
CTQFW4228F-151M	150	2.80 (2.95)	4.96	34
CTQFW4228F-221M	220	10.5 (11.5)	7.2	17.5
CTQFW4228F-331M	330	10.5 (11.5)	4.7	17.5
CTQFW4228F-471M	470	10.5 (11.5)	3.2	17.5

PHYSICAL DIMENSIONS

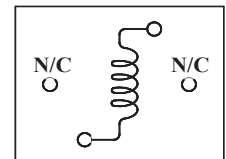
Unit: mm



RECOMMENDED PC BOARD LAYOUT



SCHEMATIC



Part No.	6R8 - 151	221 - 471
*Dimension A	1.50	0.80
**Dimension B	2.30	1.40

SATURATION CURRENT VS. TEMPERATURE RISE CURRENT CURVE

