

**BH-316 Series, Rated up to 50 Amps, 115/200 VAC, 400 Hz or 28 Vdc**

**Product Facts**

- 3PST NO, Double break
- Hermetically sealed
- Auxiliary contacts available
- Meets many requirements of MIL-PRF-6106



**Performance Data**

**Electrical Characteristics**

**Contact Arrangement** — 3PST NO, Double Break

**Rated Operating Voltage** — 28 Vdc or 115/200 VAC, 400 Hz, 3 phase

**Resistive Rating** — 50 Amps

**Inductive Rating** — 115/200 VAC, 400 Hz, 3 phase — 50 Amps  
At 28 Vdc — 25 Amps

**Motor Rating** — 50 Amps

**General Characteristics**

**Temperature Range** — -55°C to +125°C

**Operating Cycles (Life) at Rated Resistive Load, Min.** — 100,000 cycles

**Operating Cycles (Life) Mechanical, Min.** — 200,000 cycles

**Dielectric Strength** — All Circuits to Ground — 1,500 Vrms  
Circuit to Circuit — 1,500 Vrms  
Coil to Ground and Aux. Contacts — 1,000 Vrms

**Insulation Resistance, Initial** — 100 megohm min.

**Weight, Max.** — 1.20 lbs

**Impact Shock** — 5 G

**Close Time @ 28 Vdc and 25°C, Max.** — 25 msec

**Release Time @ 28 Vdc and 25°C, Max.** — 10 msec

**Coil Characteristics**

**Duty Cycle** — Continuous

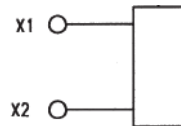
**Operating Voltage, Nom.** — 28 Vdc

**Pickup Voltage, Max.** — 18 Vdc

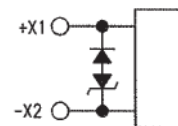
**Dropout Voltage** — 1.5 to 7 Vdc

**Coil Current, Holding, Max.** — 0.5 Amp

**Coil Type**



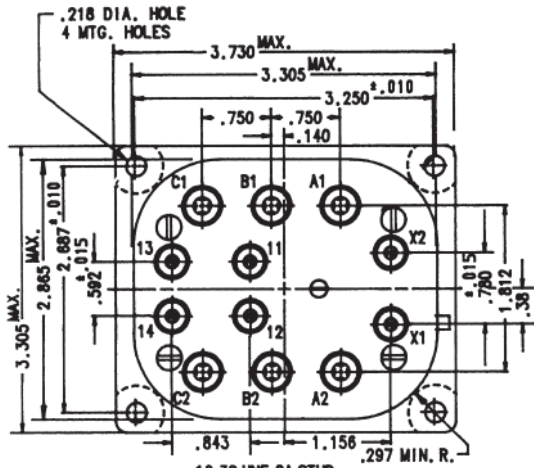
A — Continuous



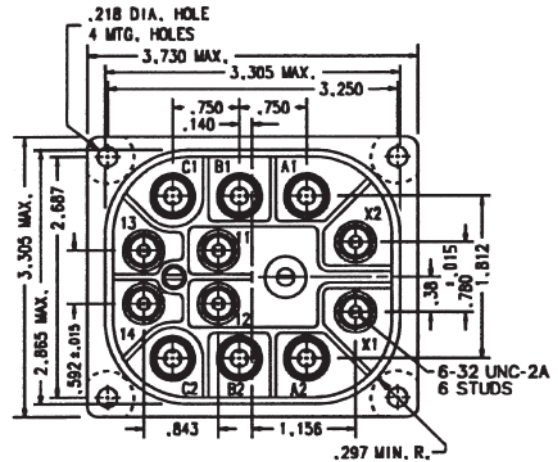
B — Continuous w/Suppression

For factory-direct application assistance, phone 419-521-9500 or fax 419-526-2749.

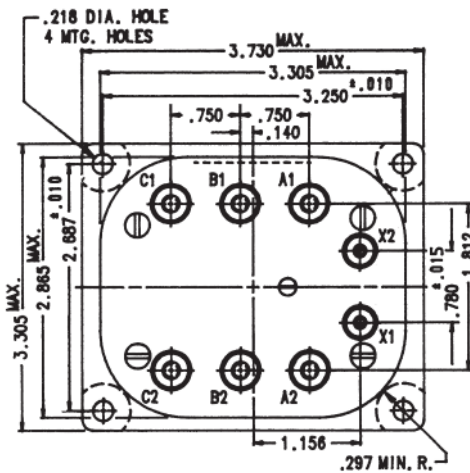
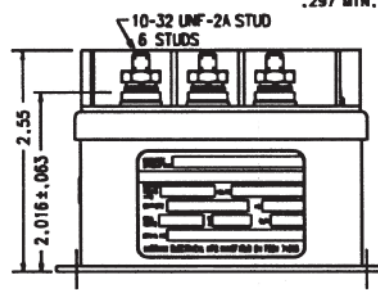
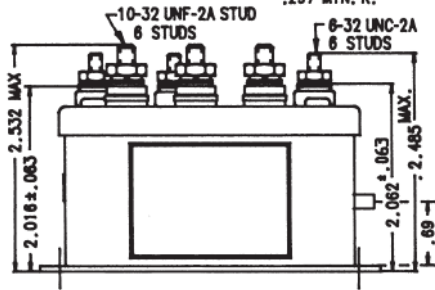
**BH-316 Series, Rated up to 50 Amps, 115/200 VAC, 400 Hz or 28 Vdc (Continued)**



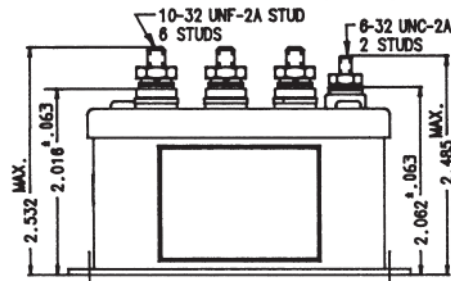
Mounting Style A



Mounting Style B



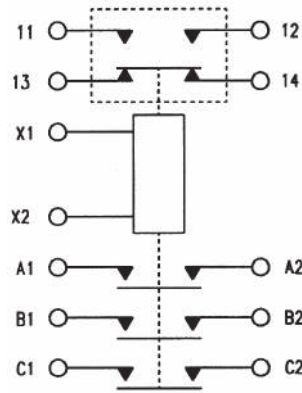
Mounting Style C



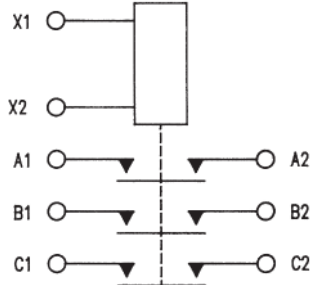
For factory-direct application assistance, phone 419-521-9500 or fax 419-526-2749.

**BH-316 Series, Rated up to 50 Amps, 115/200 VAC, 400 Hz or 28 Vdc (Continued)**

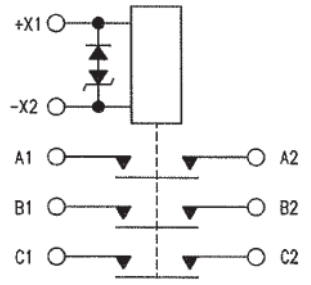
**Circuit Configurations** (Consult factory for other available circuit configurations)



Circuit Configuration 1



Circuit Configuration 2



Circuit Configuration 3

HARTMAN Part Number	Construction Type	Mounting Style	Coil Type	Circuit Config.	TE Part Number
BH-316	Hermetically Sealed	A	Continuous	2	1616008-4
BH-316A	Hermetically Sealed	A	Continuous	1	1616008-5
BH-316D	Hermetically Sealed	A	Continuous	1	1616008-6
BH-316C	Hermetically Sealed	B	Continuous	3	1-1616520-0

For factory-direct application assistance, phone 419-521-9500 or fax 419-526-2749.