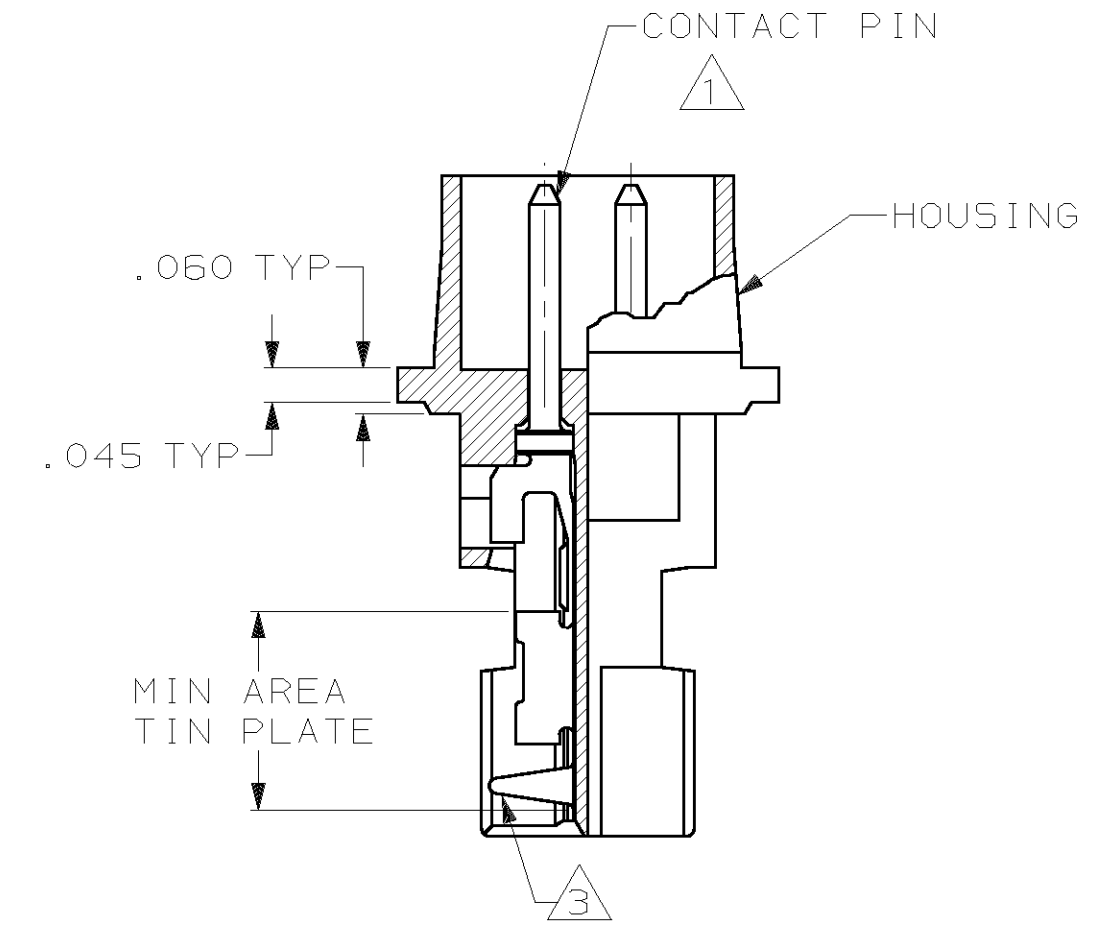
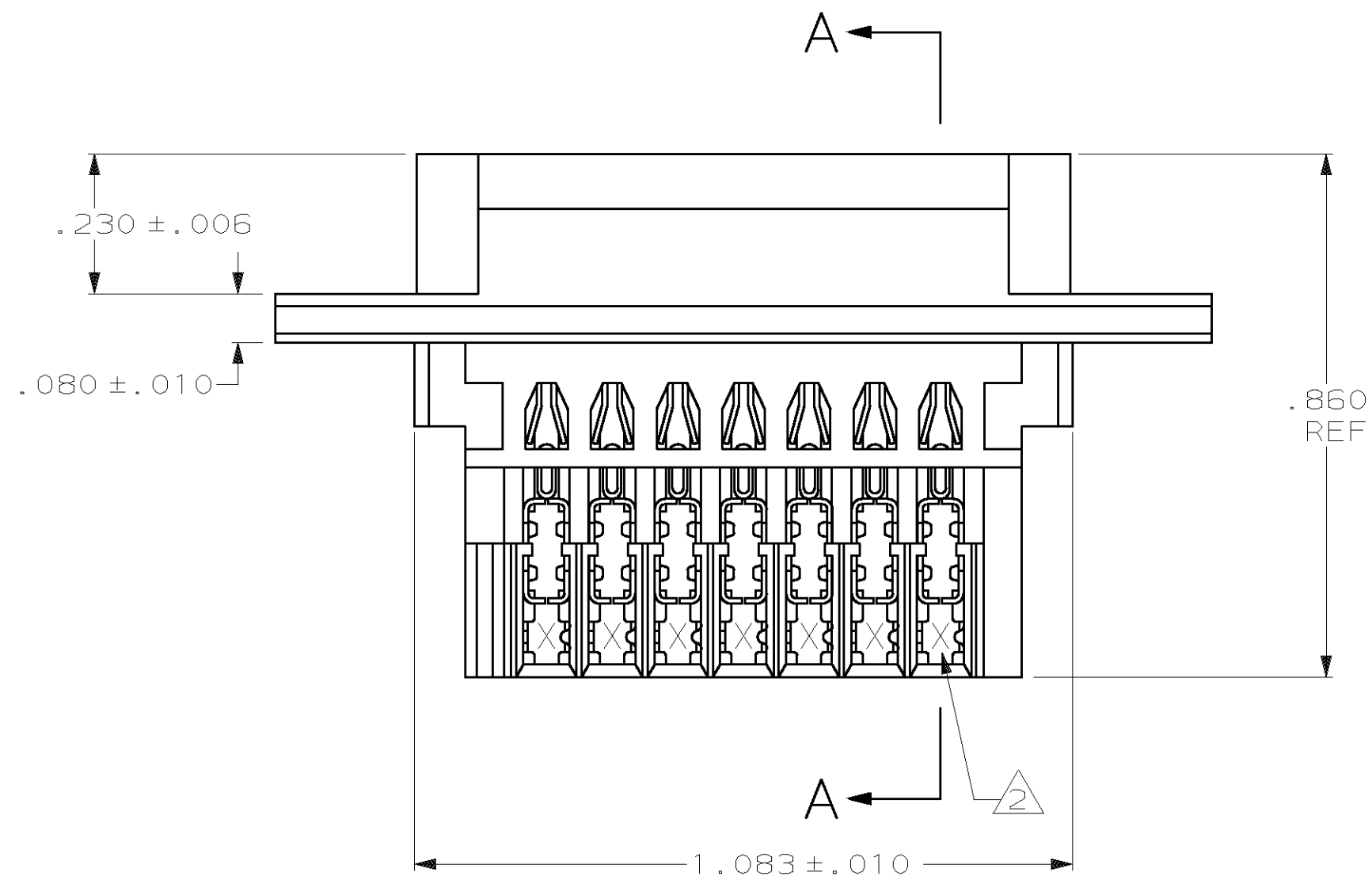
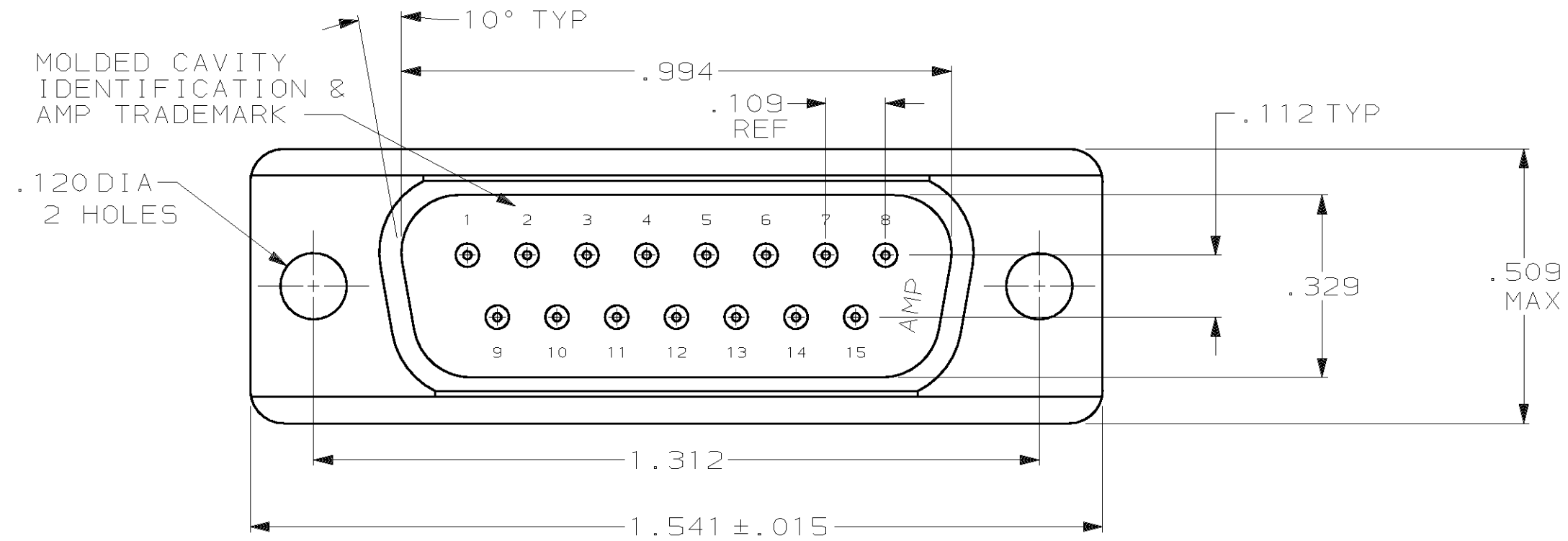


THIS DRAWING IS UNPUBLISHED. RELEASED FOR PUBLICATION ,19 .
 © COPYRIGHT 19 BY AMP INCORPORATED. ALL INTERNATIONAL RIGHTS RESERVED.

LOC	DIST	P	F	ZONE	LTR	DESCRIPTION	DATE	APPD
GP	00				L	REVISED PER EC 0513-0300-04	24SEP04	JG



SECTION A-A

- ① HOUSING FULLY LOADED WITH CONTACTS.
- ② NUMBER ON CONTACT INDICATES WIRE RANGE.
- ③ CONTACT INSULATION RANGE: .060 MAXIMUM O.D.
- ④ CONTACTS PLATED GOLD PLATED FOR LENGTH OF .150 MIN FROM MATING END, .000030 MIN GOLD IN MATED AREA. .000100-.000200 BRIGHT TIN OR BRIGHT IN TIN-LEAD AREA SHOWN. .000050 NICKEL UNDERPLATE ON ENTIRE CONTACT.
- ⑤ CONTACTS PLATED GOLD PLATED FOR LENGTH OF .150 MIN FROM MATING END, GOLD FLASH IN MATED AREA. .000100-.000200 BRIGHT TIN OR BRIGHT IN TIN-LEAD AREA SHOWN. .000030 NICKEL UNDERPLATE ON ENTIRE CONTACT.
- ⑥ CONTACTS PLATED GOLD PLATED FOR LENGTH OF .150 MIN FROM MATING END, .000030 MIN GOLD IN MATED AREA. .000100-.000200 MATTE TIN IN AREA SHOWN. .000050 NICKEL UNDERPLATE ON ENTIRE CONTACT.

	⑥	2	#22-26	745207-7
OBSOLETE	⑤	3	#20-22	745207-6
OBSOLETE	⑤	2	#22-26	745207-5
OBSOLETE	④	1	#26-30	745207-4
OBSOLETE	④	3	#20-22	745207-3
OBSOLETE	④	2	#22-26	745207-2
OBSOLETE	④	1	#26-30	745207-1
	FINISH	②	AWG WIRE RANGE	PART NUMBER

DO NOT SCALE PRINT. UNLESS SPECIFIED DIMENSIONS IN INCHES TOLERANCES ON : 2 PLC DEC ± - 3 PLC DEC ± .005 ANGLES ± 2°	DR 4-6-90 J GALLUCCI BG CHK 6-21-90 W.LENKER APPD 6-22-90 J.WESTMAN APPD 6-22-90 J.ASSINI	AMP AMP INCORPORATED Harrisburg, Pa. 17105	
MATERIAL HOUSING: BLACK THERMOPLASTIC 94V-0 RATED CONTACTS:PHOSPHOR BRONZE	PRODUCT SPEC 108-40011	NAME PLUG ASSEMBLY, SIZE 2, 15 POSITION, AMPLIMITE™	
FINISH SEE TABLE	APPLICATION SPEC 114-40002	SIZE C	FSCM NO 00779
	WEIGHT -	SCALE 4:1	DRAWING NO 745207
			SHEET 1 OF 1