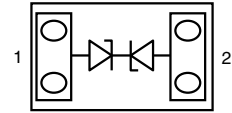



Flip Chip Protection Diode - Chip Size 0402

Description

Flip Chip is a chip with all packaging and interconnections manufactured on the wafer prior to dicing. The interconnections are made of solder bumps on i/o pads. Our device utilizes a silicon P/N junction for excellent clamping (protection) performance with low leakage current characteristic.



19120_1

Features

- ESD protection to IEC 61000-4-2 30 kV (air)
- ESD protection to IEC 61000-4-2 8 kV (contact)
- ESD protection to IEC 61000-4-5 (lightning): 8/20 μ s, $I_{PPM} = 10$ A
- 120 W peak pulse power dissipation per line (8/20 μ s)
- Suitable for high frequency applications (low capacitance, low parasitic inductance)
- Low clamping voltage
- Minimum PCB space needed (0.5 mm²), < 0.55 mm height, only 0.47 mg/pcs
- No need for underfill material and/or additional solder
- Can be assembled using standard SMT pick & place equipment, reflow processes per J-STD-020 and assembly methods
- Green product
- Lead (Pb)-free component
- Component in accordance to RoHS 2002/95/EC and WEEE 2002/96/EC



Applications

Cellular phones
 Personal digital assistants (PDA), notebook computers
 MP3 players
 GPS
 Digital cameras
 Bluetooth
 Audio amplifiers
 DVD
 Power management systems
 Read write heads for hard drives
 Modules for watches
 CPU
 Digital TV's and satellites receivers
 SMART cards

Mechanical Data

Case: Flip Chip 1005
 Standard EIA chip size: 0402
 8 mm tape and reel per EIA-481-1-A/IEC60286
 Top contacts: 4 solder bumps 80 μ m in height (nominal)
 Bumps of SnAgCu (lead-free)¹⁾
¹⁾ also available with PbSn bumps

Absolute Maximum Ratings

Ratings at 25 °C, ambient temperature unless otherwise specified

Parameter	Test condition	Symbol	Value	Unit
Peak pulse power dissipation ¹⁾	8/20 μs pulse	P _{PPM}	120	W
Peak pulse current	8/20 μs pulse	I _{PPM}	10	A
ESD Air discharge per IEC 61000-4-2		V _{ESD}	>30	kV
ESD Contact discharge per IEC 61000-4-2		V _{ESD}	>8	kV
Soldering temperature		T _{sd}	260	°C
Soldering time		t	10	s

¹⁾ Non-repetitive current pulse

Thermal Characteristics

Ratings at 25 °C, ambient temperature unless otherwise specified

Parameter	Test condition	Symbol	Value	Unit
Operating temperature		T _J	- 55 to + 150	°C
Storage temperature		T _{STG}	- 55 to + 150	°C

Electrical Characteristics

Reverse Stand-off Voltage	Min. Breakdown Voltage	Max. Clamping Voltage		Max. Leakage Current	Capacitance
		@ I _{PPM} = 1 A @ 8/20 μs	@ I _{PPM} = 10 A @ 8/20 μs		
V _{RWM}	V _{BR}	V _C		@ V _{RWM}	@ V _R = 0 V, f = 1 MHz
V	V	V	V	μA	C _D
5	6	9	12	20	75

Typical Characteristics (T_{amb} = 25 °C unless otherwise specified)

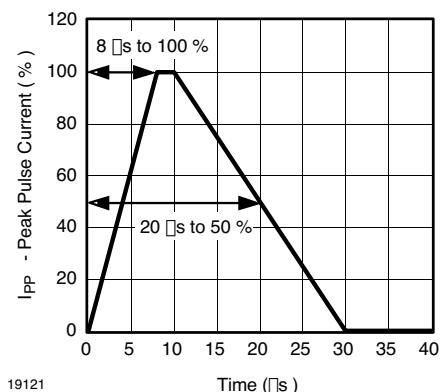


Figure 1. Pulse Waveform 8/20 μs acc. IEC 61000 - 4 - 5

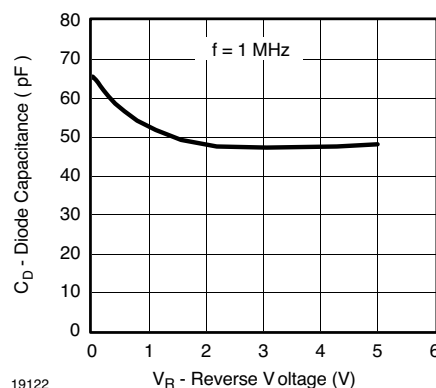


Figure 2. Typ. Diode Capacitance vs. Reverse Voltage

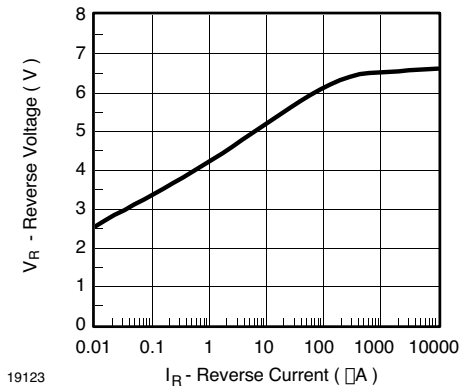


Figure 3. Reverse Voltage vs. Reverse Current

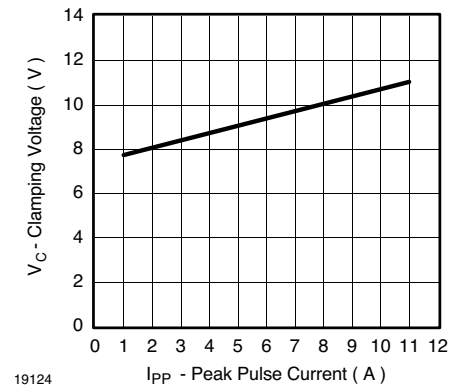
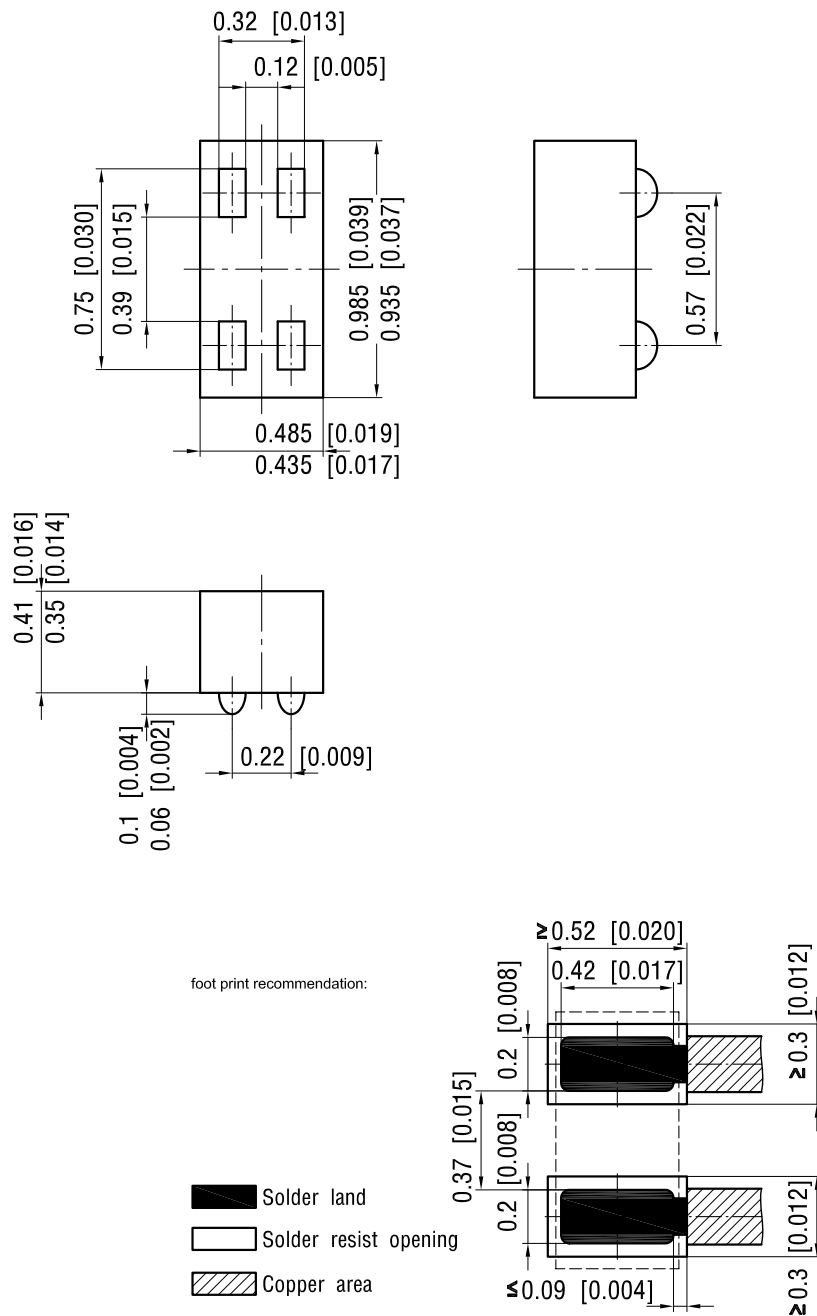


Figure 4. Clamping Voltage vs. Peak Pulse Current

Package Dimensions in mm (Inches)



19629

Document no.:S8-V-3898.01-003 (4) Rev. b - Date: 21. April 2005



Ozone Depleting Substances Policy Statement

It is the policy of Vishay Semiconductor GmbH to

1. Meet all present and future national and international statutory requirements.
2. Regularly and continuously improve the performance of our products, processes, distribution and operating systems with respect to their impact on the health and safety of our employees and the public, as well as their impact on the environment.

It is particular concern to control or eliminate releases of those substances into the atmosphere which are known as ozone depleting substances (ODSs).

The Montreal Protocol (1987) and its London Amendments (1990) intend to severely restrict the use of ODSs and forbid their use within the next ten years. Various national and international initiatives are pressing for an earlier ban on these substances.

Vishay Semiconductor GmbH has been able to use its policy of continuous improvements to eliminate the use of ODSs listed in the following documents.

1. Annex A, B and list of transitional substances of the Montreal Protocol and the London Amendments respectively
2. Class I and II ozone depleting substances in the Clean Air Act Amendments of 1990 by the Environmental Protection Agency (EPA) in the USA
3. Council Decision 88/540/EEC and 91/690/EEC Annex A, B and C (transitional substances) respectively.

Vishay Semiconductor GmbH can certify that our semiconductors are not manufactured with ozone depleting substances and do not contain such substances.

We reserve the right to make changes to improve technical design and may do so without further notice.

Parameters can vary in different applications. All operating parameters must be validated for each customer application by the customer. Should the buyer use Vishay Semiconductors products for any unintended or unauthorized application, the buyer shall indemnify Vishay Semiconductors against all claims, costs, damages, and expenses, arising out of, directly or indirectly, any claim of personal damage, injury or death associated with such unintended or unauthorized use.

Vishay Semiconductor GmbH, P.O.B. 3535, D-74025 Heilbronn, Germany



Disclaimer

All product specifications and data are subject to change without notice.

Vishay Intertechnology, Inc., its affiliates, agents, and employees, and all persons acting on its or their behalf (collectively, "Vishay"), disclaim any and all liability for any errors, inaccuracies or incompleteness contained herein or in any other disclosure relating to any product.

Vishay disclaims any and all liability arising out of the use or application of any product described herein or of any information provided herein to the maximum extent permitted by law. The product specifications do not expand or otherwise modify Vishay's terms and conditions of purchase, including but not limited to the warranty expressed therein, which apply to these products.

No license, express or implied, by estoppel or otherwise, to any intellectual property rights is granted by this document or by any conduct of Vishay.

The products shown herein are not designed for use in medical, life-saving, or life-sustaining applications unless otherwise expressly indicated. Customers using or selling Vishay products not expressly indicated for use in such applications do so entirely at their own risk and agree to fully indemnify Vishay for any damages arising or resulting from such use or sale. Please contact authorized Vishay personnel to obtain written terms and conditions regarding products designed for such applications.

Product names and markings noted herein may be trademarks of their respective owners.