

2-968326-1 ✓ ACTIVE

AMP | MQS

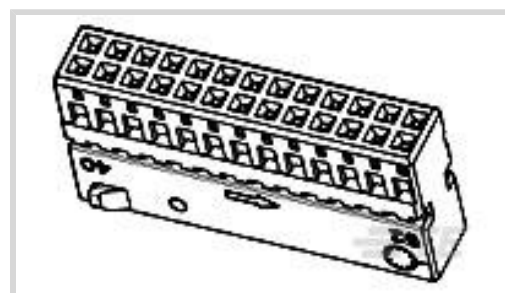
TE Internal #: 2-968326-1

Housing for Female Terminals, Wire-to-Board, 26 Position, .1 in [2.54 mm] Centerline, Gray, Wire & Cable, Signal, Cable Mount (Free-Hanging), MQS

[View on TE.com >](#)



Connectors > Automotive Connectors > Automotive Housings > MQS, CONNECTOR HOUSING



Connector & Housing Type: **Housing for Female Terminals**

Mating Tab Width: **.63 mm [.025 in]**

Connector System: **Wire-to-Board**

Number of Positions: **26**

Centerline (Pitch): **2.54 mm [.1 in]**

[All MQS, CONNECTOR HOUSING \(571\)](#)

Features

Product Type Features

| | |
|-----------------------------------|------------------------------|
| Connector Shape | Rectangular |
| Connector & Housing Type | Housing for Female Terminals |
| Connector System | Wire-to-Board |
| Sealable | No |
| Hybrid Connector | No |
| Primary Locking Feature | On the Terminal |
| Connector & Contact Terminates To | Wire & Cable |

Configuration Features

| | |
|---------------------|----|
| Number of Positions | 26 |
| Number of Rows | 2 |

Electrical Characteristics

| | |
|------------------------------|------|
| Nominal Voltage Architecture | 50 V |
|------------------------------|------|

Body Features

| | |
|-------------------------|------|
| Primary Product Color | Gray |
| Connector & Keying Code | B |

Contact Features

| | |
|--|--|
| | |
|--|--|



| | |
|------------------------------|-----------------|
| Contact Size | .63mm |
| Contact Type | Receptacle |
| Mating Tab Width | .63 mm[.025 in] |
| Contact Current Rating (Max) | 7.5 A |

Mechanical Attachment

| | |
|-----------------------------|----------------------------|
| Terminal Position Assurance | Yes |
| Strain Relief | Without |
| Mating Alignment Type | Keyed |
| Mating Alignment | With |
| Connector Mounting Type | Cable Mount (Free-Hanging) |

Housing Features

| | |
|--------------------|----------------|
| Housing Material | PBT GF |
| Centerline (Pitch) | 2.54 mm[.1 in] |

Dimensions

| | |
|--------------------|-------------------|
| Connector Height | 16 mm[.63 in] |
| Product Width | 7 mm[.276 in] |
| Product Length | 33.7 mm[1.327 in] |
| Row-to-Row Spacing | 6 mm[.236 in] |

Usage Conditions

| | |
|-----------------------------|----------------------------|
| Operating Temperature (Max) | 120 °C[248 °F] |
| Operating Temperature Range | -40 – 120 °C[-40 – 248 °F] |

Operation/Application

| | |
|---------------------|--------|
| Circuit Application | Signal |
|---------------------|--------|

Packaging Features

| | |
|--------------------|------|
| Packaging Quantity | 2500 |
| Packaging Method | Bag |

Other

| | |
|--------------------------------------|----|
| Serviceable | No |
| Connector Position Assurance Capable | No |

Product Compliance

[For compliance documentation, visit the product page on TE.com>](#)



| | |
|---|---|
| EU RoHS Directive 2011/65/EU | Compliant |
| EU ELV Directive 2000/53/EC | Compliant |
| China RoHS 2 Directive MIIT Order No 32, 2016 | No Restricted Materials Above Threshold |
| EU REACH Regulation (EC) No. 1907/2006 | Current ECHA Candidate List: JUNE 2023 (235) Candidate List Declared Against: JUNE 2023 (235) Does not contain REACH SVHC |
| Halogen Content | Not Low Halogen - contains Br or Cl > 900 ppm. |
| Solder Process Capability | Not applicable for solder process capability |

Product Compliance Disclaimer

This information is provided based on reasonable inquiry of our suppliers and represents our current actual knowledge based on the information they provided. This information is subject to change. The part numbers that TE has identified as EU RoHS compliant have a maximum concentration of 0.1% by weight in homogenous materials for lead, hexavalent chromium, mercury, PBB, PBDE, DBP, BBP, DEHP, DIBP, and 0.01% for cadmium, or qualify for an exemption to these limits as defined in the Annexes of Directive 2011/65/EU (RoHS2). Finished electrical and electronic equipment products will be CE marked as required by Directive 2011/65/EU. Components may not be CE marked. Additionally, the part numbers that TE has identified as EU ELV compliant have a maximum concentration of 0.1% by weight in homogenous materials for lead, hexavalent chromium, and mercury, and 0.01% for cadmium, or qualify for an exemption to these limits as defined in the Annexes of Directive 2000/53/EC (ELV). Regarding the REACH Regulation, the information TE provides on SVHC in articles for this part number is based on the latest European Chemicals Agency (ECHA) 'Guidance on requirements for substances in articles' posted at this URL: <https://echa.europa.eu/guidance-documents/guidance-on-reach>

Compatible Parts




Also in the Series | MQS




Automotive Connector Caps & Covers (138)



Automotive Connector EMC Shielding (3)



Automotive Connector Locks & Position Assurance(30)



Automotive Housings(506)



Automotive Terminals(104)



Connector Seals & Cavity Plugs(27)



Insertion & Extraction Tools(42)



Other Automotive Connector Accessories(14)



PCB Headers & Receptacles(214)

Customers Also Bought



TE Part #2-968307-2
JPT GEH KOMPL 9P



TE Part #1-968318-1
MQS, CONNECTOR HOUSING



TE Part #1564003-1
6POS,GET 0.64,REC HSG,ASSY



TE Part #2141970-1
MCON 1.2 LL REC SWS SN



TE Part #2318600-1
12POS,MCON 0.5,REC HSG ASSY,SLD, COD A



TE Part #2208746-1
28POS MQS REC



TE Part #1862028-5
SPT REC 6.3 Contact SRC Ag



TE Part #520206P036
RT-3-NO.1-0-1IN

Documents



Product Drawings

26POS MQS REC COD B

English

CAD Files

Customer View Model

[ENG_CVM_CVM_2-968326-1_A.2d_dxf.zip](#)

English

3D PDF

3D

Customer View Model

[ENG_CVM_CVM_2-968326-1_A.3d_igs.zip](#)

English

Customer View Model

[ENG_CVM_CVM_2-968326-1_A.3d_stp.zip](#)

English

By downloading the CAD file I accept and agree to the [Terms and Conditions](#) of use.

Datasheets & Catalog Pages

Micro Quadlok Interconnection System (MQS)

English

Product Specifications

Application Specification

English

Application Specification

English