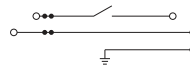
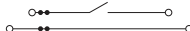


### Blade/ Knife Style Disconnect Terminal Blocks



### HIGHLIGHTS

#### FEATURES

- Knife/ Blade Style Disconnect Terminals
- **CYK4** Standard Knife Disconnect
- **CYDL** Multi-Level Knife Disconnect

#### APPLICATIONS

- Test & Measurement
- Control and Regulation circuits
- Applications featuring Utility Instruments and associated Transformers
- Specially designed socket headed screw allowing easy test point access

### Dimensions & Weight

	<b>CYK4</b>	<b>CYDLK4</b>	<b>CYDLGK4</b>
<b>Width</b>	<b>6 mm</b>	<b>6 mm</b>	<b>6 mm</b>
Length	58.8 mm	94.5 mm	94.5 mm
Height w/ DIN Rail	35 x 7.5 mm 35 x 15 mm	51.5 mm 56.6 mm	67.6 mm 75.1 mm
Weight per piece	13.3 g	27.5 g	32.9 g

### Technical Data/Ratings

Approvals						
Wire Size (solid / stranded)	<b>24-10 AWG</b>	0.2-4 mm <sup>2</sup>	<b>24-10 AWG</b>	0.2-4 mm <sup>2</sup>	<b>24-10 AWG</b>	0.2-4 mm <sup>2</sup>
Voltage Rating	600 V	1000V AC/DC	300 V	630V AC/DC	300 V	500V AC/DC
Current Rating Disconnect (Top)	26 A	28 A	26 A	20 A	26 A	20 A
Current Rating Feed Thru (Mid)	—	—	30 A	30 A	30 A	30 A
Torque	4.5 lb-in	0.5 Nm	4.5 lb-in	0.5 Nm	4.5 lb-in	0.5 Nm
Insulation Material	Polyamide 66		Polyamide 66		Polyamide 66	

### Installation Instructions

Wire Stripping Length	10 mm	8 mm	8 mm
Screwdriver	Flat Head 0.5 x 3 mm	Flat Head 0.6 x 3.5 mm	Flat Head 0.8 x 4 mm

### Terminal Blocks


	Cat. No.	Std. Pk.	Cat. No.	Std. Pk.	Cat. No.	Std. Pk.
<b>Grey (standard)</b>	<b>CYK4</b>	50	<b>CYDLK4</b>	50	<b>CYDLGK4</b>	50
Blue BU	CYK4/BU	50	CYDLK4/BU	50	CYDLGK4/BU	50
Black BL	CYK4/BL	50	CYDLK4/BL	50	CYDLGK4/BL	50

Additional colors available.



### Accessories

	Cat. No.	Std. Pk.	Cat. No.	Std. Pk.	Cat. No.	Std. Pk.
DIN Rail	2511120 CA701-15/S	20 20	2511120 CA701-15/S	20 20	2511120 CA701-15/S	20 20
End Stop	CA702 CA802 CA202	50 50 50	CA702 CA802 CA202	50 50 50	CA702 CA802 CA202	50 50 50
Shorting Link/ Jumpers	2 pole JX4/2 3 pole JX4/3 4 pole JX4/4 5 pole — 6 pole — 7 pole — 8 pole JX4/8 10 pole JX4/10 16 pole JX4/16	100 50 50 — — — 10 10 10	2 pole JX4/2 3 pole JX4/3 4 pole JX4/4 — — — 8 pole JX4/8 10 pole JX4/10 16 pole JX4/16	100 50 50 — — — 10 10 10	2 pole JX4/2 3 pole JX4/3 4 pole JX4/4 — — — 8 pole JX4/8 10 pole JX4/10 16 pole JX4/16	100 50 50 — — — 10 10 10
Marking Tag	MT6	1 Pk. (100 tags)	MT6	1 Pk. (100 tags)	MT6	1 Pk. (100 tags)
Warning Label	WLX4	1 Pk. (100 tags)	WLX4	1 Pk. (100 tags)	WLX4	1 Pk. (100 tags)



**CYK4 Disconnect Assembly**