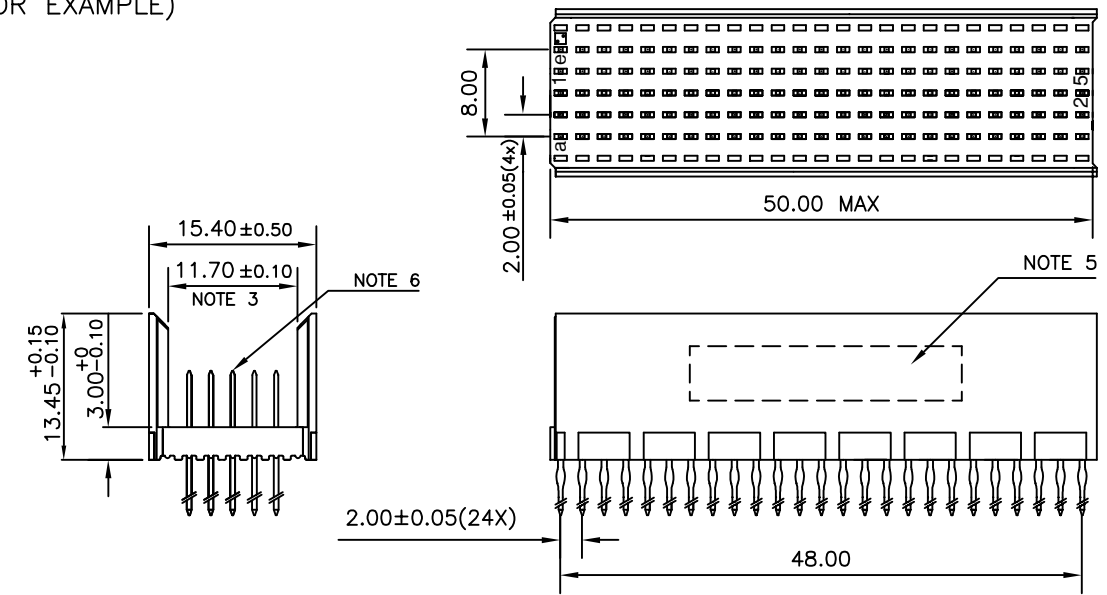


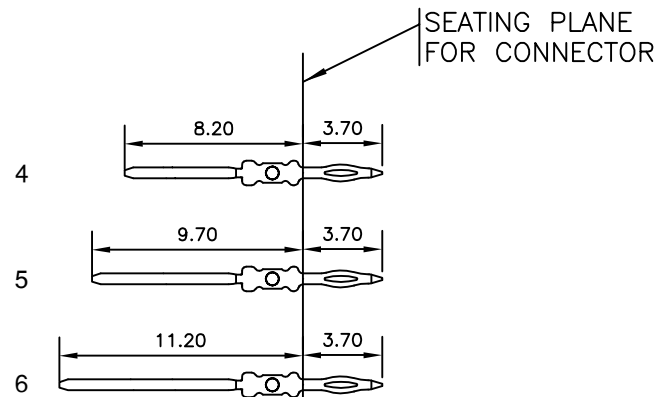
LOADING PATTERN MATING SIDE

f	0	0	0	0	0	0	0	0	0	0	0	0	0	0	0	0	0	0	0	0	0
e	4	4	4	4	4	4	4	4	4	4	4	6	4	6	4	4	4	4	4	4	4
d	4	4	4	4	4	4	4	4	4	4	4	4	4	4	4	4	4	4	4	4	4
c	4	4	4	4	4	4	4	4	4	4	4	6	4	4	4	4	4	4	6	4	4
b	4	4	4	4	4	4	4	4	4	4	4	5	4	4	4	4	4	4	5	4	4
a	4	4	4	4	4	4	4	4	4	4	4	6	4	4	4	4	4	4	6	4	4
z	0	0	0	0	0	0	0	0	0	0	0	0	0	0	0	0	0	0	0	0	0
POS	0	0	0	0	0	0	0	0	0	0	0	1	1	0	1	5	2	2	0	0	0
	1	5	0	5	0	5	0	5	0	5	0	5	0	5	0	5	0	5	0	5	0

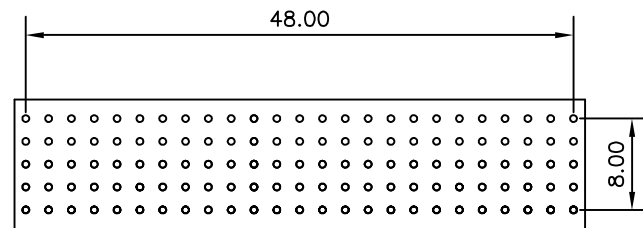
LOADED CONNECTOR ASSEMBLY (FOR EXAMPLE)



CONTACT OVERVIEW



LAY-OUT P.C.B.-HOLE



HM2P08PDF3M0 LEAD FREE INDICATOR : LF = LEAD FREE (DIGIT 15 & 16)
PLATING CODE (DIGIT 13 AND 14) (REF DRW NO. BS,C , 201844 , 003)

NOTES

- THIS PRODUCT IS CSA APPROVED.
- THIS PRODUCT IS UL RECOGNIZED.
- MEASURED AT THE BOTTOM.
- MATERIAL CONTACT: PHOSPHORBRONZE
HOUSING: CREAM WHITE GLASS FILLED POLYESTER UL-94V0
- CONNECTOR PRINTED WITH P/N AND DATE CODE.
- FOR ACTUAL CONTACT LOADINGS, SEE LOADING PATTERN MATING SIDE.
- SHAPE OF CONNECTOR HOUSING CAN ALTER DEPENDING ON PRODUCTION LOCATION
- THE PRODUCT (LF) MEETS EUROPEAN UNION DIRECTIVES AND OTHER COUNTRY REGULATIONS AS DESCRIBED IN GS-22-008
- FOR RECOMMENDED PTH DIMENSIONS REFER DRAWING : BS, A , 201572 , 001

CATALOG NO: HM2P08PDF3M0- - - -

mat'l. code		surface		tolerance		projection		product family	
SEE NOTE 4		ISO 1302		ISO 406 ISO 1101				MILLIPACS	
ltr	ecn no	dr	date	tolerances unless otherwise specified		MM		title	
A	I04-0120	MINI	2004/12/11	angles	linear	MM		MPACS 5+2R STR HDR PF CONN TYPE B	
B	I05-0195	MINI	2005/10/18	0°±1°		scale -		dwg no	
C	I06-0090	MINI	2006/06/30					sheet 1 of 1	
		dr		MINI K VANDANATH		2004/12/11		size	
		enr		BJU K PAUL		2004/12/11		5	
		chr		BJU K PAUL		2006/06/30		A3	
		appd		BJU K PAUL		2006/06/30		type	
								Product Customer Drawing	
sheet index	revision sheet	c							
	1								

FCconnect.com
 Copyright FCI
 form: A3