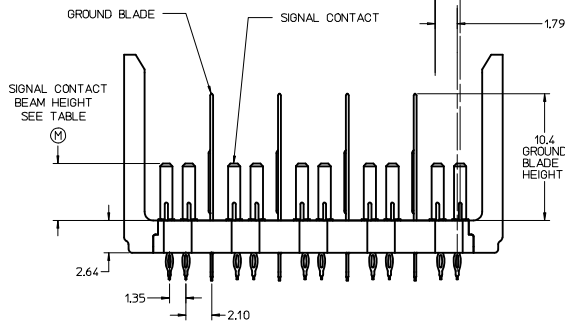
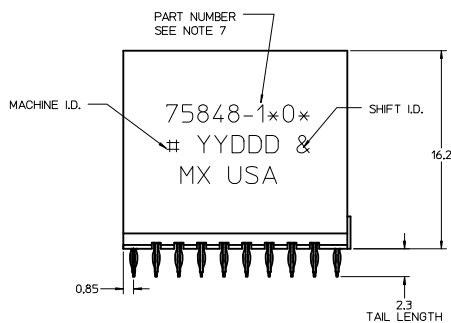


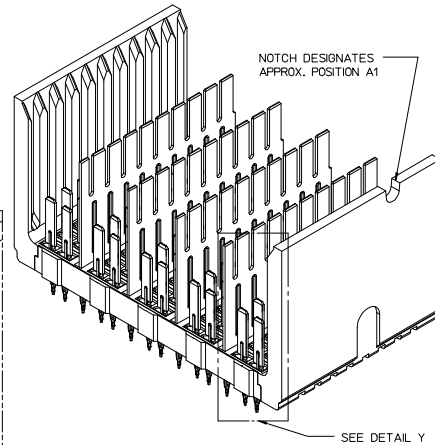
ROW AG & NG RECOMMENDED FOR ALL APPLICATIONS. THESE ROWS SHOULD BE CONNECTED TO GROUND.

BACKPLANE HOLE PATTERN (COMPONENT SIDE - 10 POS SHOWN)



MATING SIDE OF GROUND (OPPOSITE RIB SIDE OF CONTACT)

MATING SIDE OF SIGNAL (RIB SIDE OF CONTACT)



THE PRIMARY CARTON WITH A LABEL STATING "ELV AND ROHS COMPLAINT" IS LEAD FREE. CARTONS WITHOUT THIS LABEL MAY CONTAIN LEAD.

- NOTES:**
1. MATERIAL: HOUSING - LIQUID CRYSTAL POLYMER (LCP) GLASS-FILLED, UL 94V-0, COLOR - GRAY, ELECTRICALLY ENHANCED INSERT - CONDUCTIVE RESIN, COLOR - BLACK, SIGNAL CONTACT AND GROUND BLADE - HIGH PERFORMANCE COPPER ALLOY.
 2. FINISHES: SELECTIVE GOLD (Au) ON CONTACT AREA, SELECTIVE MATTE TIN (Sn) ON PCB TAILS, NICKEL (Ni) OVERALL.
 3. THIS PART CONFORMS TO MOLEX PRODUCT SPECIFICATION PS-75221-999.
 4. FOR MIXED CONTACT MATING LENGTHS CONSULT MOLEX FOR AVAILABILITY. CONTACT PAIRS MUST BE THE SAME LENGTH.
 5. FOR SPECIFIC PART NUMBER AND MATING INFORMATION PLEASE REFER TO CHART.
 6. PACKAGE PER PK-70873-565.
 7. EITHER MARK PART NUMBER AND DATE CODE APPROXIMATELY WHERE SHOWN, ON EITHER SIDE OF THE PART OR PLACE A LABEL ON THE TUBE.
 8. MINIMUM BOARD THICKNESS: 1.6
 9. THESE PARTS CONFORM TO MOLEX COSMETIC SPECIFICATION PS-45499-002 CLASS B.
 10. MAPS (MOLEX ADVANCED PLATING SYSTEM).

COLUMN	PIN LENGTH DIM "M"	GOLD (Au) THICKNESS micrometers
1 = 10 COL	0=3.55 mm	0.25 (MAPS)
2 = 25 COL	1=4.55 mm	
	2=5.55 mm	
	3=3.55 mm	
	4=4.55 mm	
	5=5.55 mm	
	7=3.55 mm	1.27
	8=4.55 mm	
	9=5.55 mm	

MODULE ORIENTATION OPEN = 1
KEYING ORIENTATION 0 = OPEN

ASSY PART NO.	K	L	P	TOTAL NO. OF DIFFERENTIAL PAIRS
75848-110*	9	16.65	18.35	50
75848-120*	24	44.40	46.10	125

LEAD-FREE PLATING

REV TO LEAD-FREE EC NO: UCP2013-1905 DRWINGS 2012/09/07 CHYKOWITZ 2012/09/07 APPR:SMILLER 2012/12/05	QUALITY SYMBOLS ▽=0 ▽=0 ▽=0	GENERAL TOLERANCES (UNLESS SPECIFIED)	DIMENSION STYLE MM ONLY	SCALE 5:1	DESIGN UNITS METRIC	THIRD ANGLE PROJECTION	
		4 PLACES ±.10	mm	INCH			
		3 PLACES ±.15	mm	INCH			
		2 PLACES ±.25	mm	INCH			
		1 PLACE ±.38	mm	INCH			
		0 PLACE ±.50	mm	INCH			
		ANGULAR ±1/2°					
		DRAFT WHERE APPLICABLE MUST REMAIN WITHIN DIMENSIONS					
		SEE CHART		DOCUMENT NO. SD-75848-110		SHEET NO. 1 OF 1	
THIS DRAWING CONTAINS INFORMATION THAT IS PROPRIETARY TO MOLEX INCORPORATED AND SHOULD NOT BE USED WITHOUT WRITTEN PERMISSION							