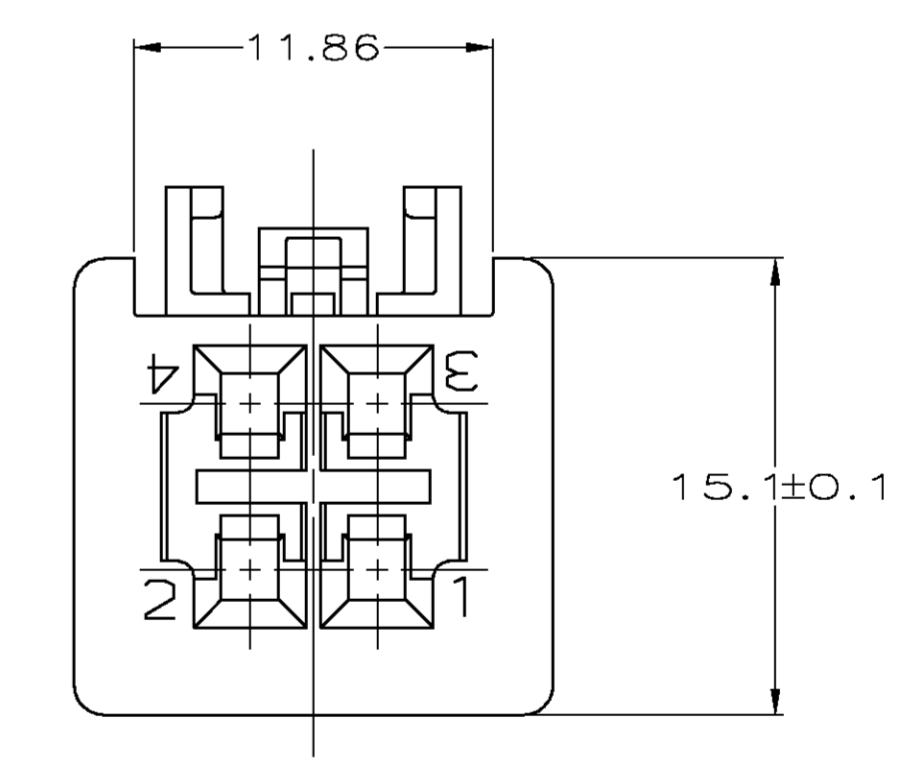
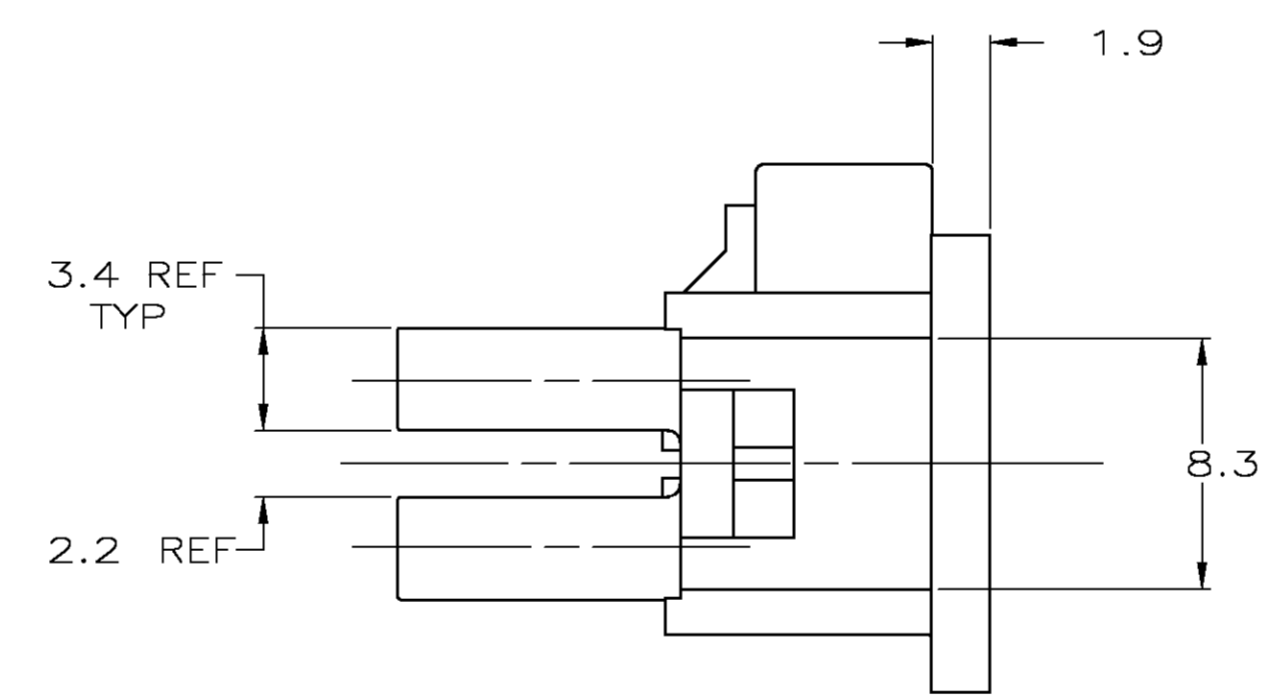
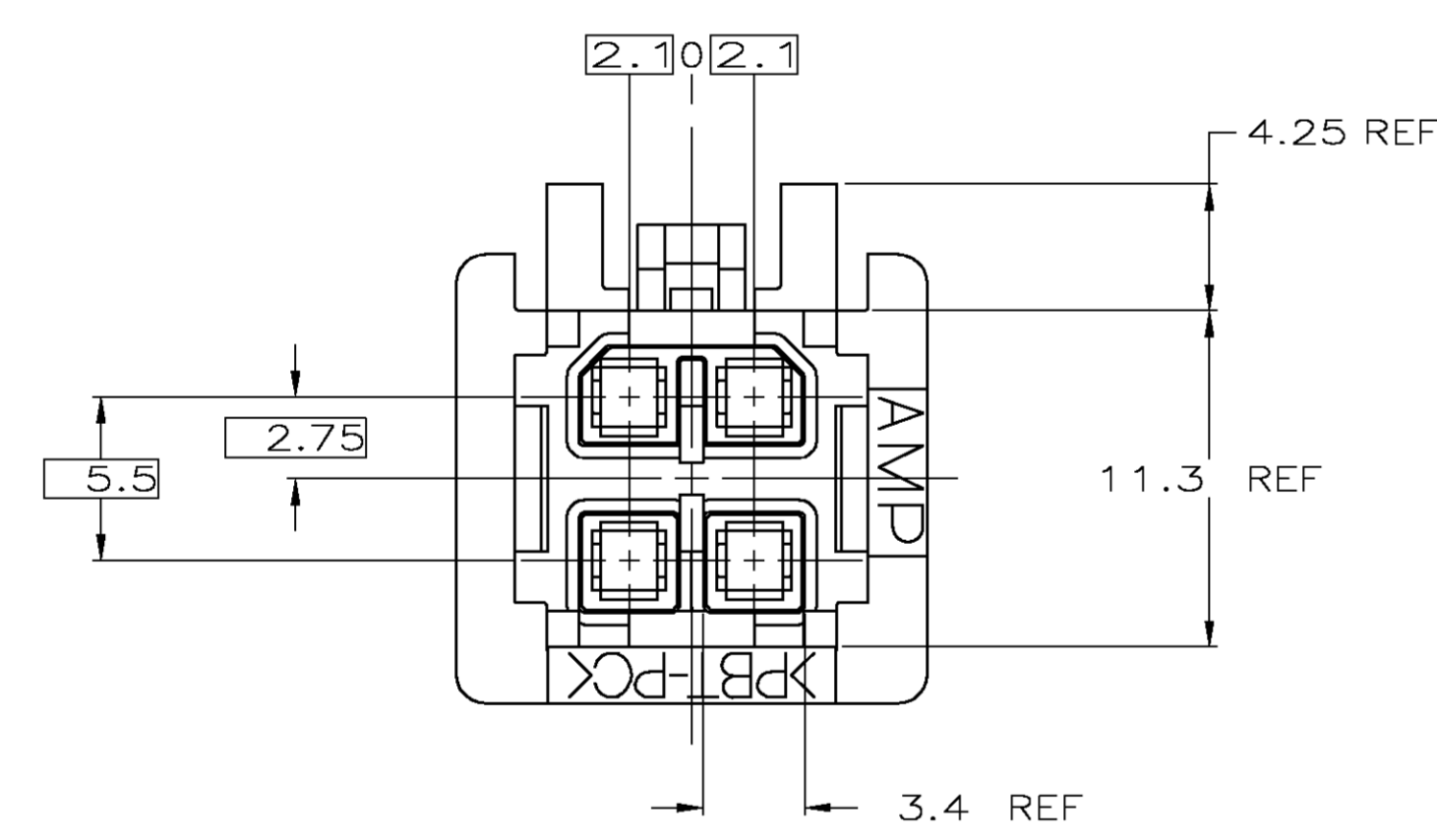
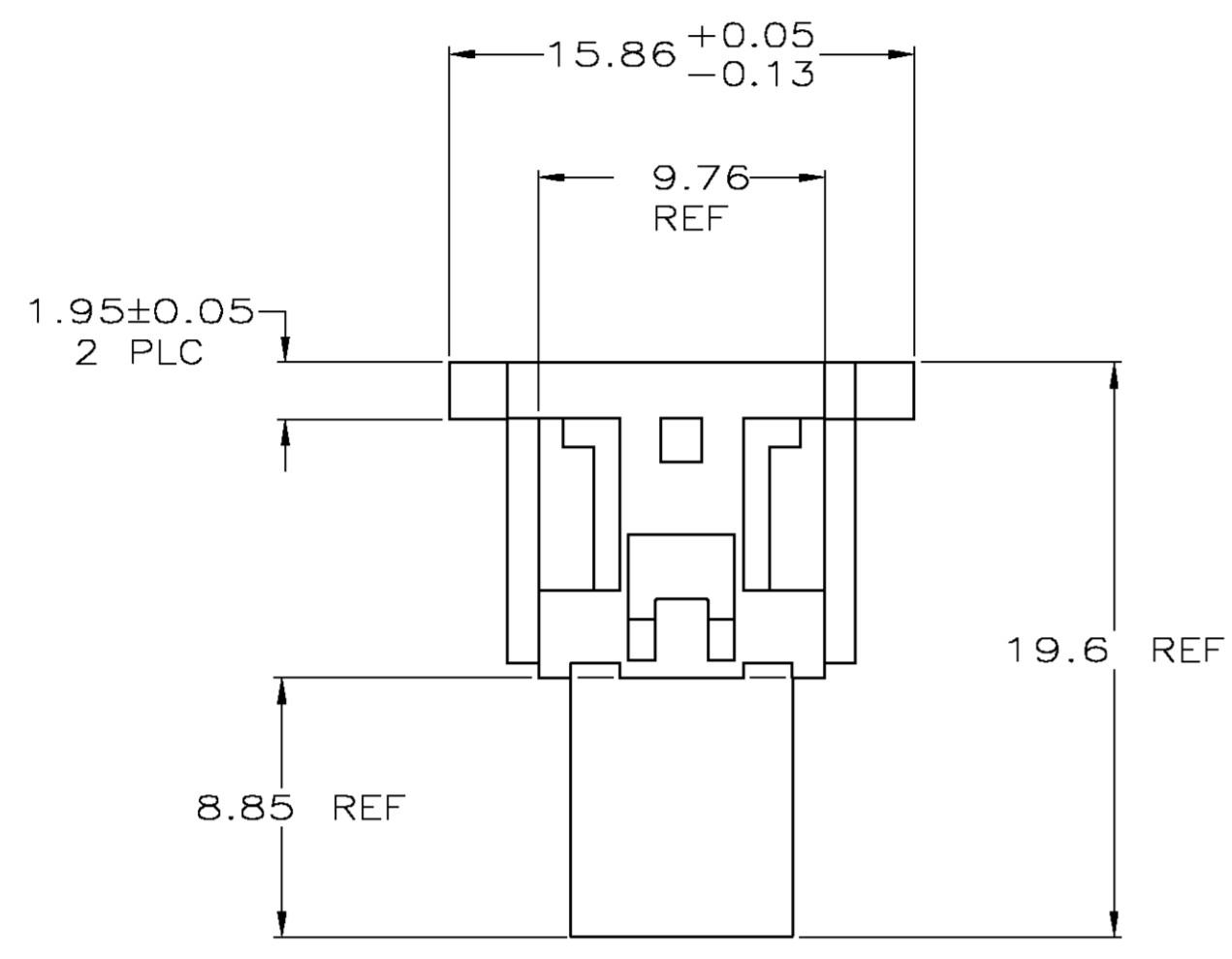


LOC		DIST		REVISIONS			
P	LTR	DESCRIPTION	DATE	DNW	APVD		
F		REVSD & REDWN PER EC 0512-0202-04	11 AUG 04	AWF	AWF		

- FOR USE WITH AMP-DUAC™ SOCKET CONTACTS (EX: 794138-2, 794139-2, 794140-2, 794416-1, 794417-1, 794418-1). TERMINAL MUST BE INSERTED INTO RECEPTACLE HOUSING SO THAT THE TOP OF THE WIRE AND INSULATION CRIMPS FACE THE INTERIOR OF THE HOUSING.
- FOR SECONDARY LOCKING OF SOCKET CONTACTS, USE POSITION LOCK 794145-2 (1 REQUIRED).
- RECEPTACLE HOUSING AND POSITION LOCK AVAILABLE AS BULK KIT, P/N 794318-1.
- MATES WITH AMP-DUAC/PL™ 4 CIRCUIT HEADERS, RIGHT ANGLE (EX: 794172-2).
- REQUIRES LATCH ASSEMBLY 794150-1 (STANDARD) OR 794149-1 (EXTENDED).
- KEYING PLUG: 794144-1.



METRIC

794152-1
PART NUMBER

THIS DRAWING IS A CONTROLLED DOCUMENT.		DNW AL FRANTUM 12 AUG 04		Tyco Electronics Corporation Harrisburg, Pa 17105-3508	
DIMENSIONS: mm		AL FRANTUM 11 AUG 04		NAME	HOUSING, RECEPTACLE, 4 CIRCUIT, AMP-DUAC/PL POWER CONNECTOR
TOLERANCES UNLESS OTHERWISE SPECIFIED:		APVD	PRODUCT SPEC	108-1646	
0 PLC ± -			APPLICATION SPEC	114-6067	
1 PLC ± 0.2			SIZE	A1	
2 PLC ± 0.13			CAGE CODE	00779	
3 PLC ± -			DRAWING NO	794152	
4 PLC ± -			RESTRICTED TO	-	
ANGLES ± -			WEIGHT	-	
MATERIAL PBT, UL 94V-0, NATURAL			CUSTOMER DRAWING	SCALE NONE	SHEET 1 OF 1
				REV F	