


SMT Power Inductors

Power Beads - PA3136.XXXHL Series



- Current Rating:** Over 90Apk
- Inductance Range:** 110nH to 235nH
- Height:** 4.0mm Max
- Footprint:** 13.8mm x 8.0mm Max
- Halogen Free**

Electrical Specifications @ 25°C — Operating Temperature -40°C to +130°C⁸

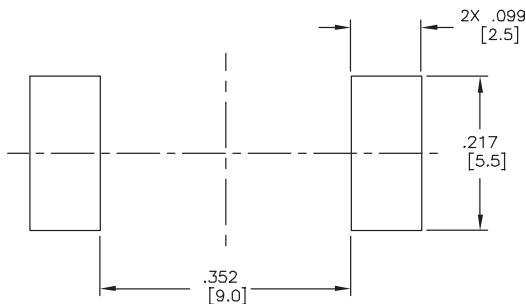
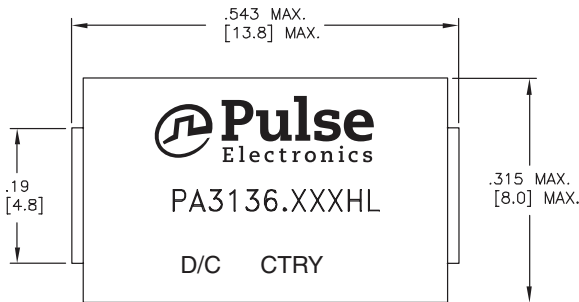
Part Number	Inductance ¹ @ 0Adc (nH ±15%)	Inductance @ Irated (nH TYP)	Irated ² (Adc)	DCR ³ (mΩ nominal)	Saturation Current ⁴ (A TYP)		Heating Current ⁵ (A TYP)
					25 °C	100 °C	
PA3136.101HL	110	88	49	0.23 +/- 10%	60	49	50
PA3136.121HL	120	96	46		53	46	
PA3136.141HL	140	112	38		45	38	
PA3136.161HL	160	128	34		40	34	
PA3136.181HL	180	144	29		34	29	
PA3136.211HL	210	168	25		30	25	
PA3136.241HL	235	188	22.5		26	22.5	

- Notes:**
- Inductance measured at 100kHz, 100mArms.
 - The rated current as listed is either the saturation current or the heating current depending on which value is lower.
 - The nominal DCR is measured from point (a) to point (b), as shown below on the mechanical drawing.
 - The saturation current is the typical current which causes the inductance to drop by 20% at the stated ambient temperatures (25°C and 100°C). This current is determined by placing the component in the specified ambient environment and applying a short duration pulse current (to eliminate self-heating effects) to the component.
 - The heating current is the DC current which causes the part temperature to increase by approximately 40°C.
 - In high volt*time applications, additional heating in the component can occur due to core losses in the inductor which may necessitate derating the current in order to limit the temperature rise of the component. To determine the approximate total losses (or temperature rise) for a given application, the coreloss and temperature rise curves can be used.
 - Optional Tape & Reel packaging can be ordered by adding a "T" suffix to the part number (i.e. PA3136.121HL becomes PA3136.121HLT). Pulse complies to industry standard tape and reel specification EIA481. The tape and reel for this product has a width (W=24mm), pitch (Po=12.0mm) and depth (Ko=3.80mm).
 - The temperature of the component (ambient plus temperature rise) must be within the stated operating temperature range.

Mechanicals

Schematics

PA3136.XXXHL


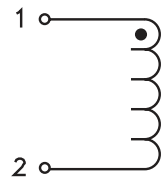


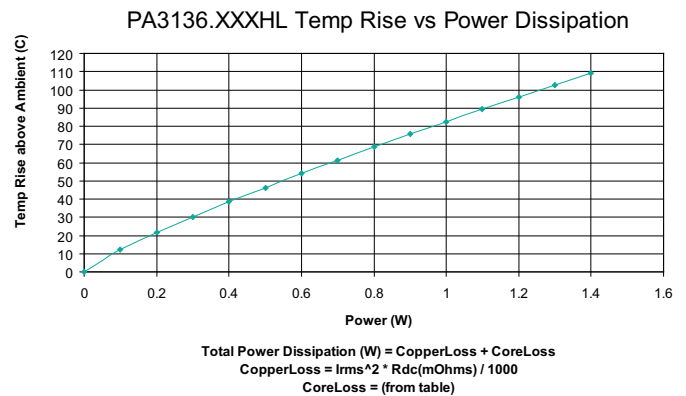
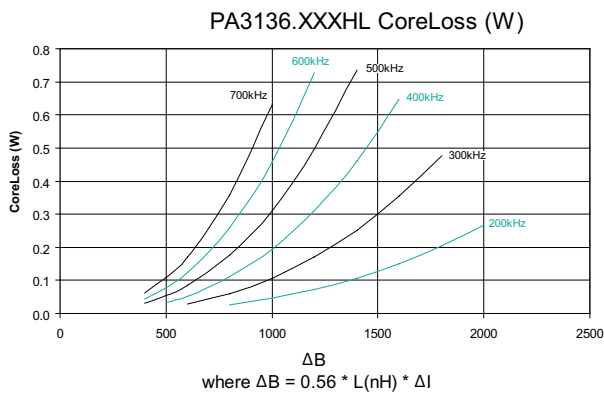
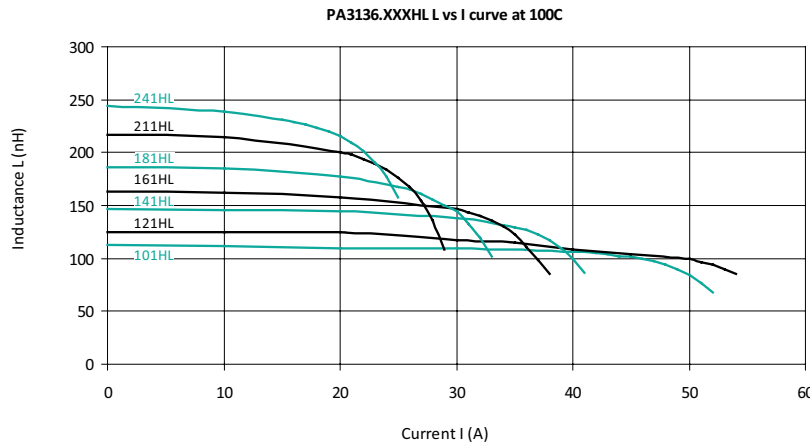
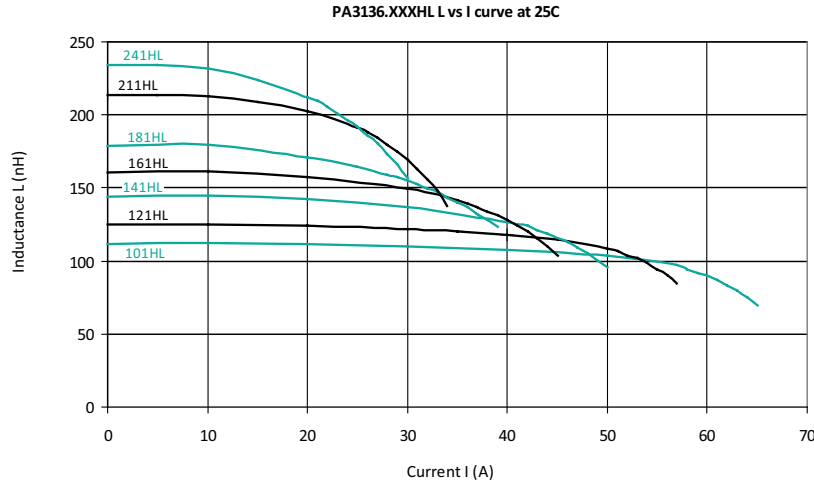
SUGGESTED PAD LAYOUT

Weight.....2.0 grams
Tape and Reel.....1250/tray

Dimensions: $\frac{\text{Inches}}{\text{mm}}$

Unless otherwise specified, all tolerances are $\pm \frac{.010}{0,25}$





For More Information

Pulse Worldwide Headquarters
 Two Pearl Buck Court
 Bristol, PA 19007
 U.S.A.

Pulse Europe
 Einsteinstrasse 1
 D-71083 Herrenberg
 Germany

Pulse China Headquarters
 B402, Shenzhen Academy of
 Aerospace Technology Bldg.
 10th Kejinan Road
 High-Tech Zone
 Nanshan District
 Shenzhen, PR China 518057
 Tel: 86 755 33966678
 Fax: 86 755 33966700

Pulse North China
 Room 2704/2705
 Super Ocean Finance Ctr.
 2067 Yan An Road West
 Shanghai 200336
 China
 Tel: 86 21 62787060
 Fax: 86 2162786973

Pulse South Asia
 135 Joo Seng Road
 #03-02
 PM Industrial Bldg.
 Singapore 368363
 Tel: 65 6287 8998
 Fax: 65 6287 8998

Pulse North Asia
 3F, No. 198
 Zhongyuan Road
 Zhongli City
 Taoyuan County 320
 Taiwan R. O. C.
 Tel: 886 3 4356768
 Fax: 886 3 4356823 (Pulse)
 Fax: 886 3 4356820 (FRE)

Tel: 215 781 6400
 Fax: 215 781 6403

Tel: 49 7032 78060
 Fax: 49 7032 7806 135

Performance warranty of products offered on this data sheet is limited to the parameters specified. Data is subject to change without notice. Other brand and product names mentioned herein may be trademarks or registered trademarks of their respective owners. © Copyright, 2011. Pulse Electronics, Inc. All rights reserved.