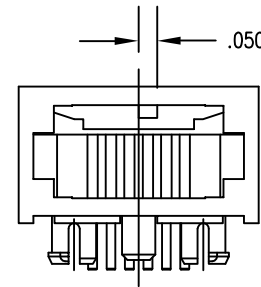
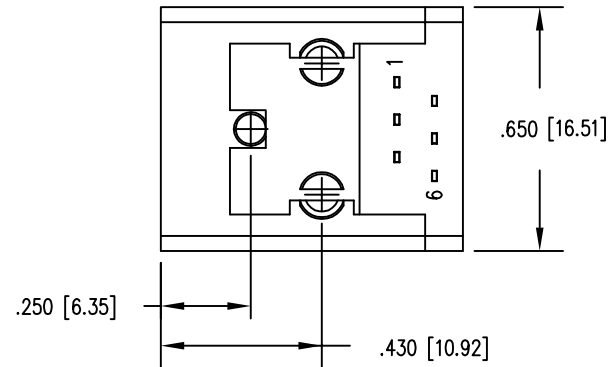
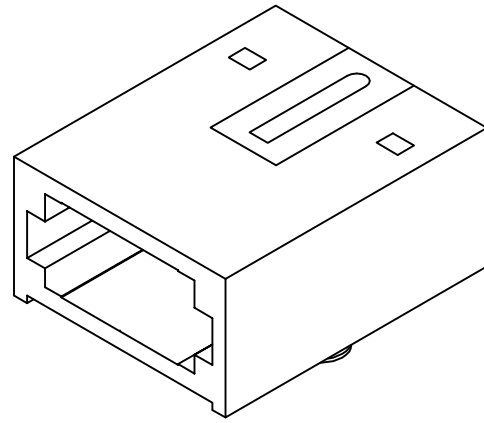
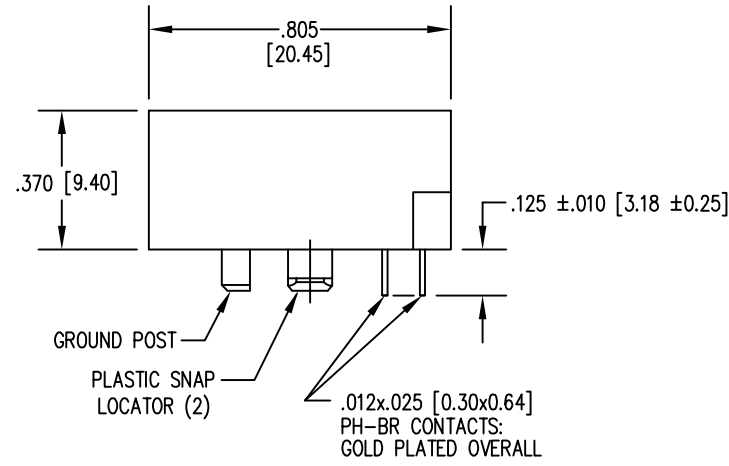
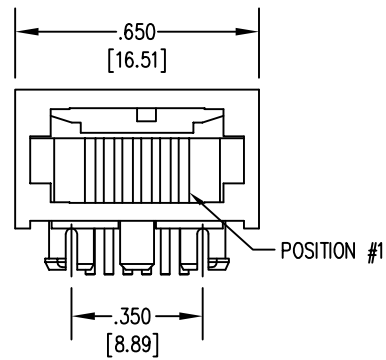


DATE	REV	ECN	APP'D. BY
9/28/15	A9	10429	SMN
3-28-16	A10	10634	TRM



DIMENSIONS FOR KEY-5

NOTES:

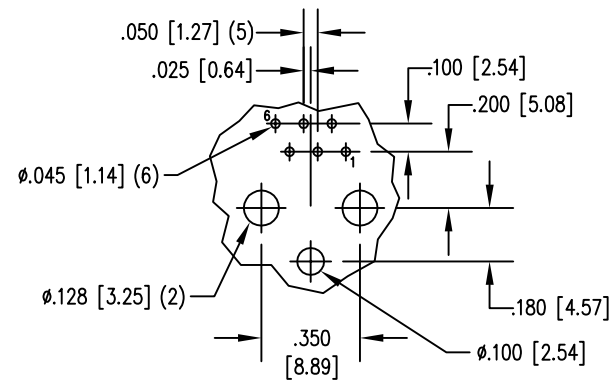
- CONNECTOR MATERIALS:
HOUSING: THERMOPLASTIC UL94 V-0
SHIELD: DIE CAST ALLOY
CONTACTS: COPPER ALLOY
SHIELD PLATING: TIN
CONTACT PLATING: SELECTIVE GOLD IN CONTACT AREA
SEE CHART FOR PART NUMBER
- FOR PRODUCT SPECIFICATIONS SEE PRO26-01.
- TOLERANCES ARE ±.006 [0.15] UNLESS OTHERWISE NOTED .

B

B

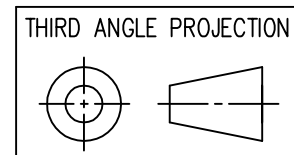
A

A



PC BOARD RECOMMENDED HOLE LAYOUT

	SS-61600-006
	ROI PART NUMBER
30 MICRO-INCHES [0.76um]	SS-610606-NF-P-5
CONTACT PLATING IN MATING AREA	LONG PART NUMBER



DO NOT SCALE DRAWING
DRAWING IS SUBJECT TO CHANGE WITHOUT NOTICE

DIMENSIONS: INCHES [METRIC]
UNLESS OTHERWISE SPECIFIED TOLERANCES ARE ±.005 [0.13] ANGLES ARE ± 1°

SHEET NO. 1 OF 1



1118 Susquehanna Trail South
Glen Rock, PA 17327-9199
(717) 235-7512
http://www.stewartconnector.com

TITLE: 6X6 COMPU-SHIELD JACK FINAL ASSY
NON-FLANGED

THIS DRAWING AND THE SUBJECT MATTER SHOWN THEREON ARE CONFIDENTIAL AND THE PROPRIETARY PROPERTY OF STEWART CONNECTOR AND SHALL NOT BE REPRODUCED, COPIED, OR USED IN ANY MANNER WITHOUT PRIOR WRITTEN CONSENT OF STEWART CONNECTOR. ONE OR MORE U.S. PATENTS MAY APPLY TO THIS PRODUCT. FOR DETAILS, PLEASE VISIT: [HTTP://BELFUSE.COM/STEWART/STEWART_PATENTS/](http://BELFUSE.COM/STEWART/STEWART_PATENTS/)

DRN BY:	K.L.	DATE	4-23-93
APPD BY:	L.W.	DATE	4-23-93
DWG NO.	CT610008	REV.	A10

