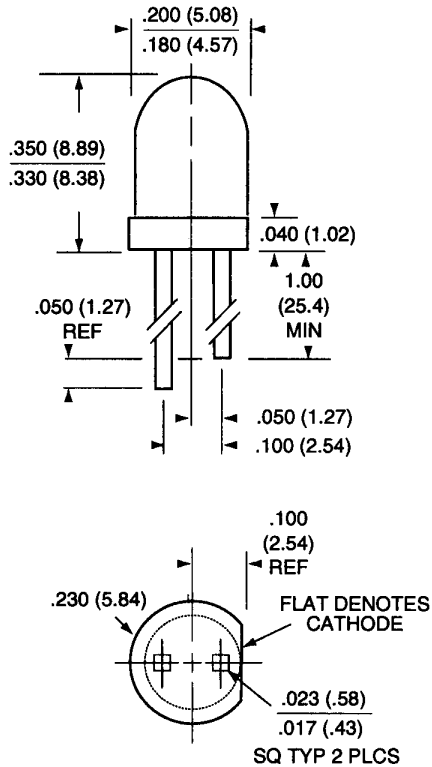


PACKAGE DIMENSIONS



- Note: 1) All dimensions are in inches (mm).
 2) Lead spacing is measured where the leads emerge from the package.
 3) Protruded resin under the flange is 0.059" (1.5mm) max.
 4) All tolerances are ± 0.010" (0.25mm) unless otherwise noted.

DESCRIPTION

This T-1 3/4 white LED has a water clear lens and provides a viewing angle of 20°. It utilizes a GaN or InGaN blue LED chip with a phosphorous powder coating to produce the white light.

FEATURES

- Popular T-1 3/4 package
- Fluorescent light emission
- Standard 100 mil. lead spacing
- Emission color:
 X = 0.31
 Y = 0.32

ABSOLUTE MAXIMUM RATINGS (T_A=25°C unless otherwise specified)

DC Forward Current (I_F)	30 mA
Peak Forward Current (I_F) @ f = 100Hz, Duty factor = 1/10	100 mA
Power Dissipation (P_d)	120 mW
Operating Temperature Range	-30°C to +80°C
Storage Temperature Range	-40°C to +100°C
Lead Soldering Time (1/16" from body)	3 secs @ 260°C

ELECTRO-OPTICAL CHARACTERISTICS (T_A=25°C unless otherwise specified)

Part Number:	MV8W00	Test Condition
Luminous Intensity (mcd) <i>Testing Condition @ 550nm</i>	Minimum 1300 Typical 2500	I _F = 20 mA
Forward Voltage (V)	Typical 3.8 Maximum 5.0	I _F = 20 mA
Peak Wavelength (nm)	550	I _F = 20 mA
Chromaticity Coordinates	Typical X = 0.31 Y = 0.32	I _F = 10 mA
Reverse Breakdown Voltage (V)	5	I _R = 10 μA
Viewing Angle (Deg.)	20	I _F = 20 mA

TYPICAL ELECTRO-OPTICAL CHARACTERISTIC CURVES (T_A = 25°C)

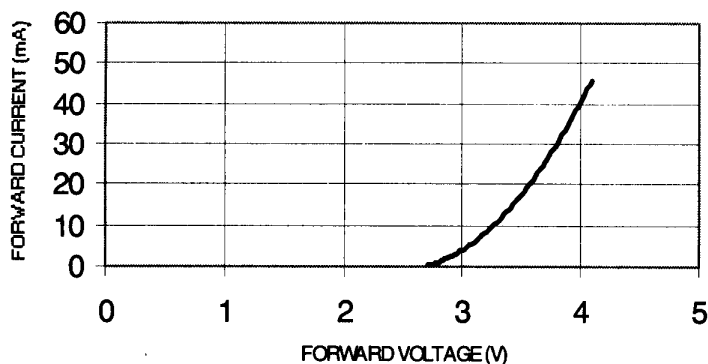


Fig 1. Forward Voltage vs. Forward Current

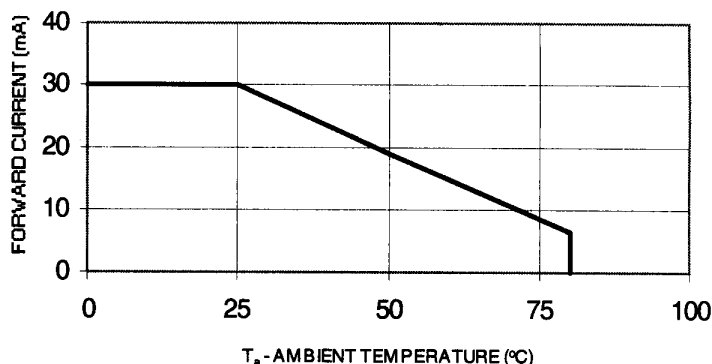


Fig 2. Forward Current vs. Ambient Temperature

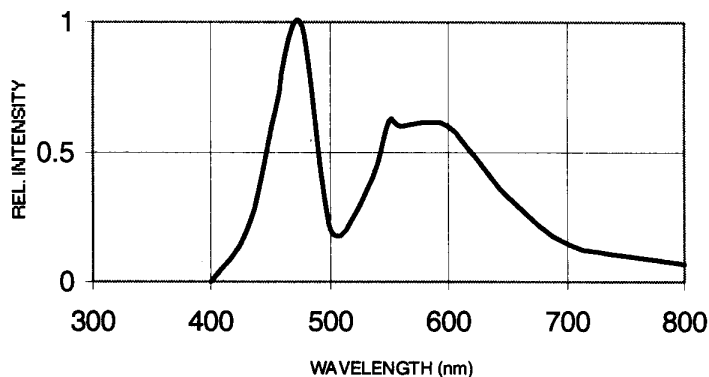


Fig 3. Rel. Intensity vs. Wavelength

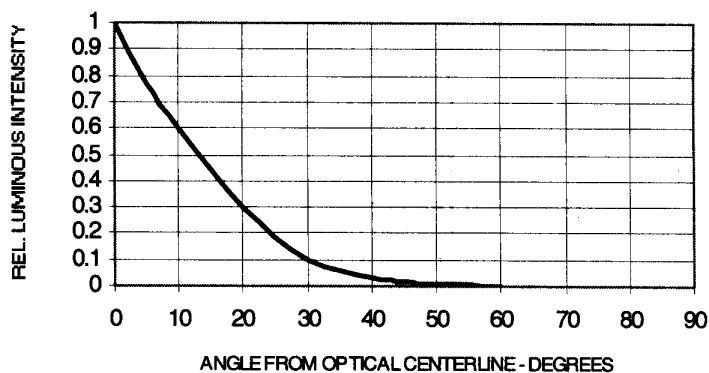


Fig 4. Rel. Intensity vs. Angular Displacement

DISCLAIMER

FAIRCHILD SEMICONDUCTOR RESERVES THE RIGHT TO MAKE CHANGES WITHOUT FURTHER NOTICE TO ANY PRODUCTS HEREIN TO IMPROVE RELIABILITY, FUNCTION OR DESIGN. FAIRCHILD DOES NOT ASSUME ANY LIABILITY ARISING OUT OF THE APPLICATION OR USE OF ANY PRODUCT OR CIRCUIT DESCRIBED HEREIN; NEITHER DOES IT CONVEY ANY LICENSE UNDER ITS PATENT RIGHTS, NOR THE RIGHTS OF OTHERS.

LIFE SUPPORT POLICY

FAIRCHILD'S PRODUCTS ARE NOT AUTHORIZED FOR USE AS CRITICAL COMPONENTS IN LIFE SUPPORT DEVICES OR SYSTEMS WITHOUT THE EXPRESS WRITTEN APPROVAL OF THE PRESIDENT OF FAIRCHILD SEMICONDUCTOR CORPORATION. As used herein:

1. Life support devices or systems are devices or systems which, (a) are intended for surgical implant into the body, or (b) support or sustain life, and (c) whose failure to perform when properly used in accordance with instructions for use provided in the labeling, can be reasonably expected to result in a significant injury of the user.
2. A critical component in any component of a life support device or system whose failure to perform can be reasonably expected to cause the failure of the life support device or system, or to affect its safety or effectiveness.