


# A Series

## PulsEater® Ceramic Composition Available in E12 Ohmic values



\*AZ style is provided with dual terminal wires

The "A" Series non-inductive, ceramic composite resistors are designed for a variety of applications where high energy handling capabilities are crucial. These resistors are ideal for any application which is subject to surges, high peak power, or impulse energy.

Their unique design allows uniform distribution of energy throughout their structure which results in low thermal stress. The high-temperature, solvent-resistant epoxy coating carries a UL94V0 flammability rating which is suitable for almost any environment.

### FEATURES

- High Surge Energy
- Non-Inductive
- Small Size

### APPLICATIONS

- Motor Drives
- Power Supplies, UPS
- Power Conversion
- In-Rush Current Limiting

## SERIES SPECIFICATIONS

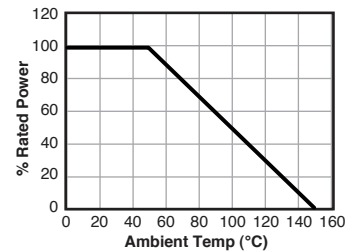
Series	Resistance <sup>1</sup> (ohms)	P avg. <sup>2</sup> (watts)	Impulse Voltage <sup>3</sup> (volts)	Energy <sup>4</sup> (joule)
AV	3.3 to 10K	2.0	1000	250
AW	4.7 to 15K	2.5	1500	400
AX	1.0 to 3.3K	3.5	1000	700
AY	2.2 to 6.8K	4.5	2000	1400
AZ	1.5 to 4.7K	5.5	2500	2800

<sup>1</sup>E12 Standard Values ±10%; <sup>2</sup>Free Air 40°C Ambient; <sup>3</sup>In Air; <sup>4</sup>Single Impulse

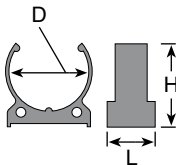
## CHARACTERISTICS

<b>Resistance Element</b>	Bulk Ceramic
<b>Terminals</b>	Radial; 100% Sn solder coated radial (60/40 solder available upon request)
<b>Coating</b>	UL94V0, solvent resistant epoxy
<b>Tolerance</b>	±10% Standard
<b>Operating Temp. Range</b>	-55°C to 150°C
<b>Derating</b>	Derates linearly from 100% @ 50°C to 0% @ 150°C
<b>Temperature Rise</b>	100°C @ 100% rated power, 50°C ambient

### Derating



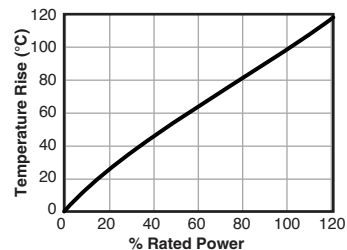
### Mounting clip



This saddle clip conforms to the configuration of Ohmite's A Series resistor to provide secure mounting. Made of a durable thermoplastic polyester, the saddle clip is designed to secure the A Series in place while safely withstanding its operating temperatures. Use (2) saddle clips per resistor for extra stability.

Part No.	Dim. (mm)			for Series	Color
	D	H	L		
5911E	20	23	13	AX and AY	White
5910E	25	26	15	AZ	Black

### Surface Temperature Rise vs. Applied Power

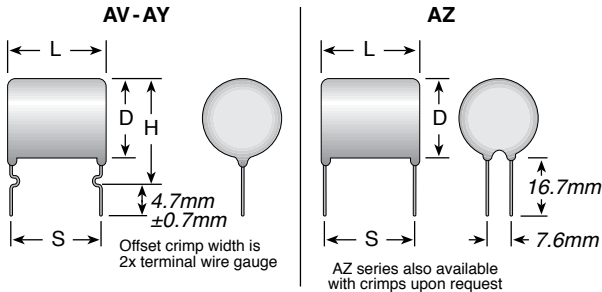


(continued)

# A Series

PulsEater® Ceramic Composition  
Available in E12 Ohmic values

## DIMENSIONS



Series	P avg.2 (watts)	L max. (mm)	D max. (mm)	H max. (mm)	S norm. (mm)	Term. wire gauge (AWG)	Weight (g)
AV	2.0	15	13	22	12.5	20	3.9
AW	2.5	20	13	22	17.5	20	5.4
AX	3.5	15	21	28	12.5	18	10
AY	4.5	25	21	28	22.5	18	19
AZ	5.5	30	26		27	18	33

## ORDERING INFORMATION

RoHS compliant  
↓  
**A W 5 6 G K E**

Size	Ohm Value	Tolerance
	Example:	K = 10% std.
	33G = 3.3 Ohms	M = 20%
	330 = 33 Ohms	
	331 = 330 Ohms	

### Standard Values

Ohmic value	Part No. Prefix Suffix	Series	Ohmic value	Part No. Prefix Suffix	Series	Ohmic value	Part No. Prefix Suffix	Series	Ohmic value	Part No. Prefix Suffix	Series
1.0 --- 10GK		✓	5.6 --- 56GK			33 --- 330K		✓ ✓ ✓ ✓	220 --- 221K		✓ ✓ ✓
1.2 --- 12GK			6.8 --- 68GK		✓	39 --- 390K		✓ ✓ ✓ ✓	270 --- 271K		
1.5 --- 15GK			8.2 --- 82GK		✓	47 --- 470K		✓ ✓ ✓ ✓	330 --- 331K		✓ ✓ ✓
1.8 --- 18GK		✓	10 --- 100K		✓ ✓ ✓ ✓ ✓	56 --- 560K		✓ ✓ ✓ ✓	470 --- 471K		✓ ✓ ✓
2.2 --- 22GK		✓ ✓	12 --- 120K			68 --- 680K		✓ ✓ ✓ ✓	560 --- 561K		
2.7 --- 27GK			15 --- 150K		✓ ✓ ✓	82 --- 820K		✓	680 --- 681K		✓ ✓
3.3 --- 33GK		✓ ✓ ✓ ✓	18 --- 180K			100 --- 101K		✓ ✓ ✓ ✓ ✓	820 --- 821K		✓ ✓
3.9 --- 39GK		✓ ✓ ✓ ✓	22 --- 220K		✓ ✓ ✓ ✓ ✓	120 --- 121K			1000 --- 102K		✓ ✓ ✓ ✓ ✓
4.7 --- 47GK		✓ ✓ ✓	27 --- 270K		✓	150 --- 151K		✓ ✓ ✓			
						180 --- 181K					

Check product availability at [www.ohmite.com](http://www.ohmite.com)

✓ = Standard values Non-standard values subject to a minimum handling charge per item.