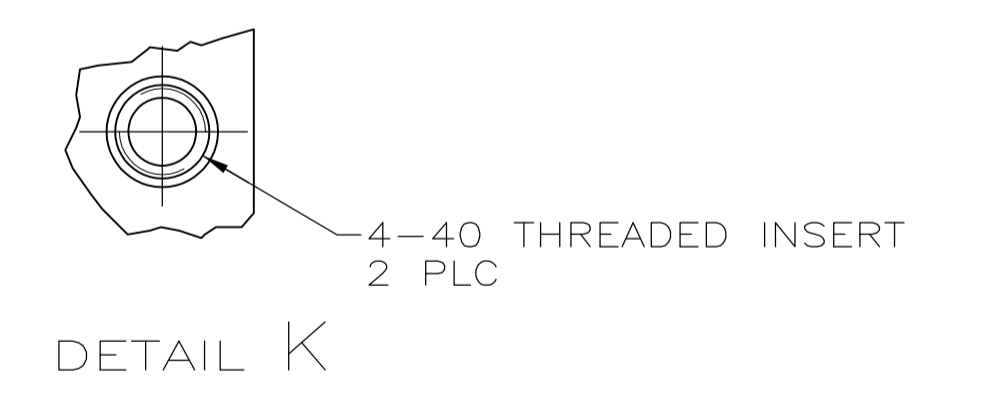
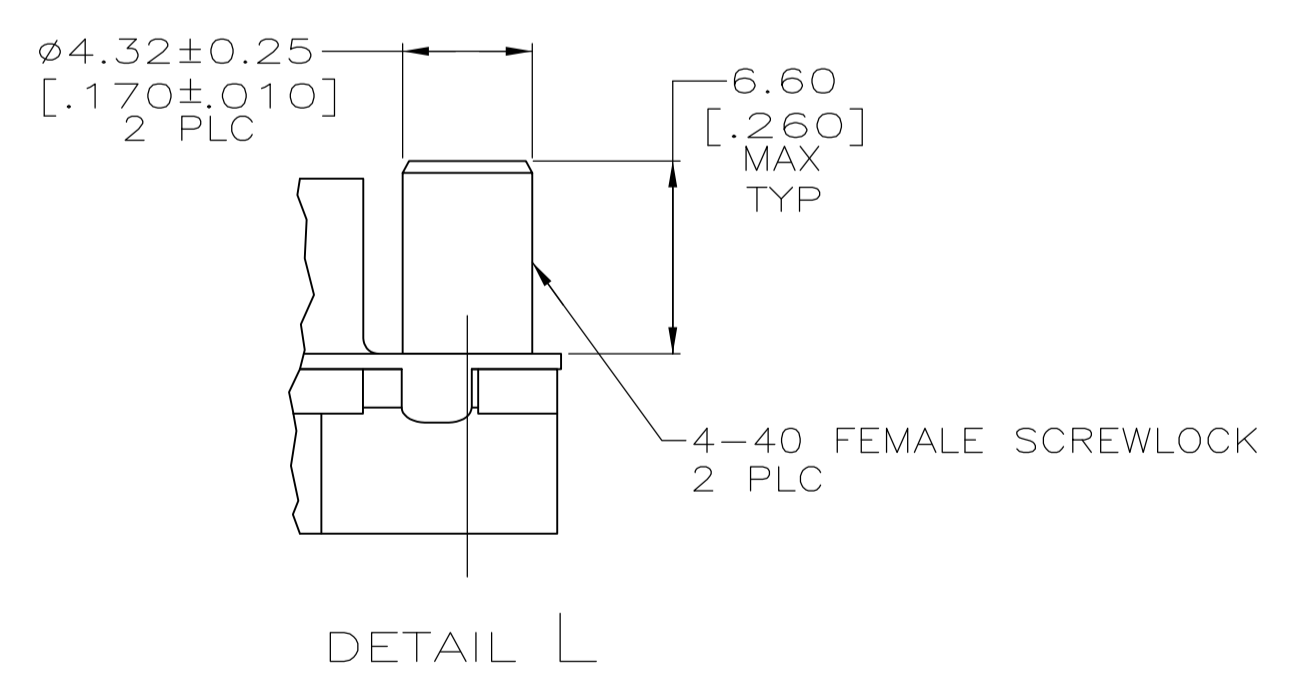
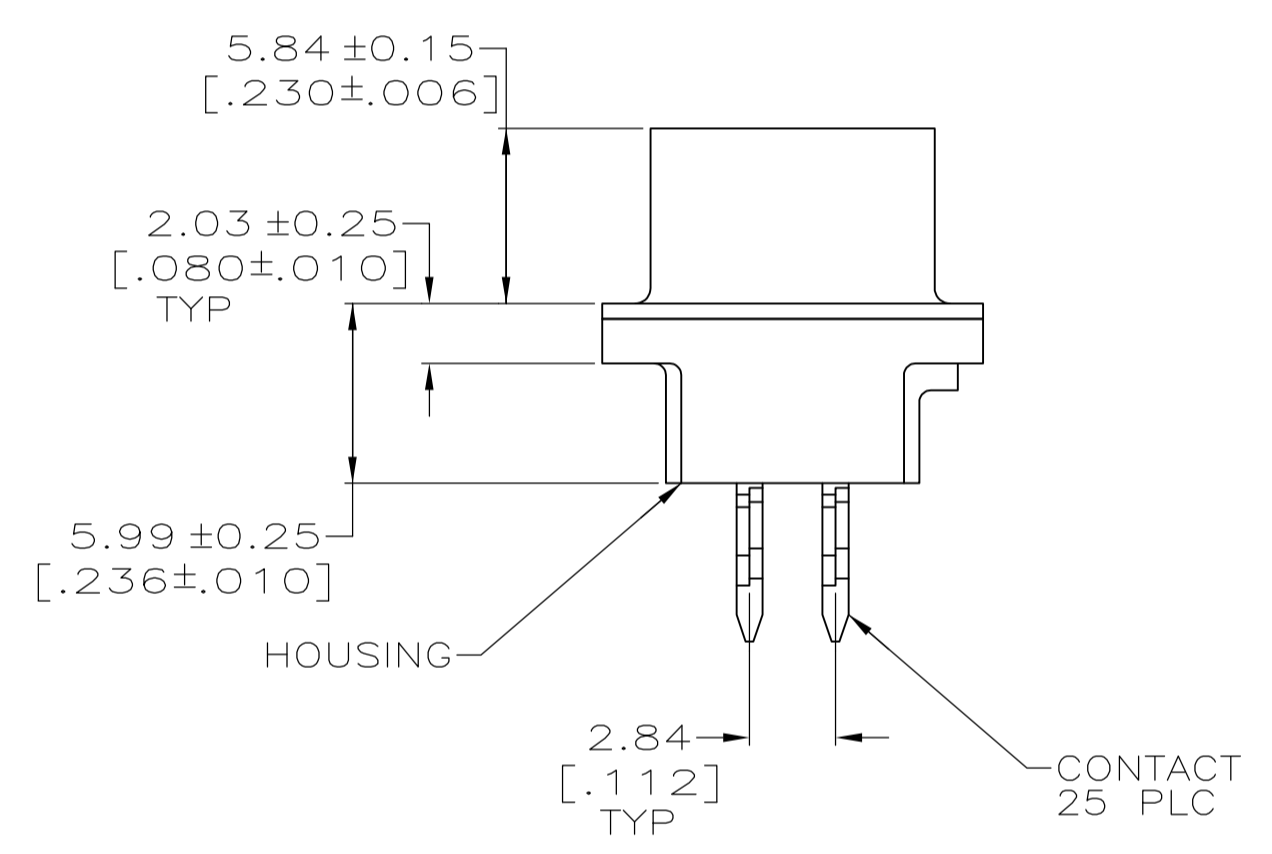
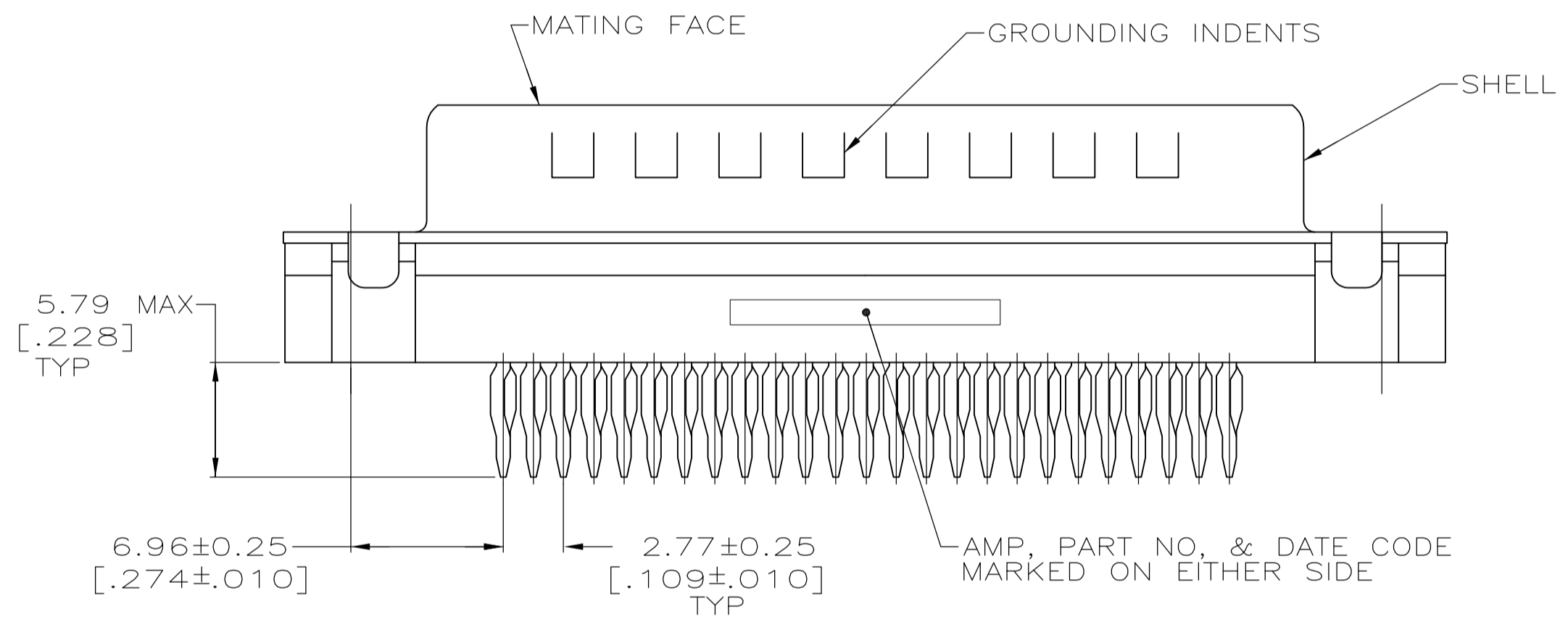
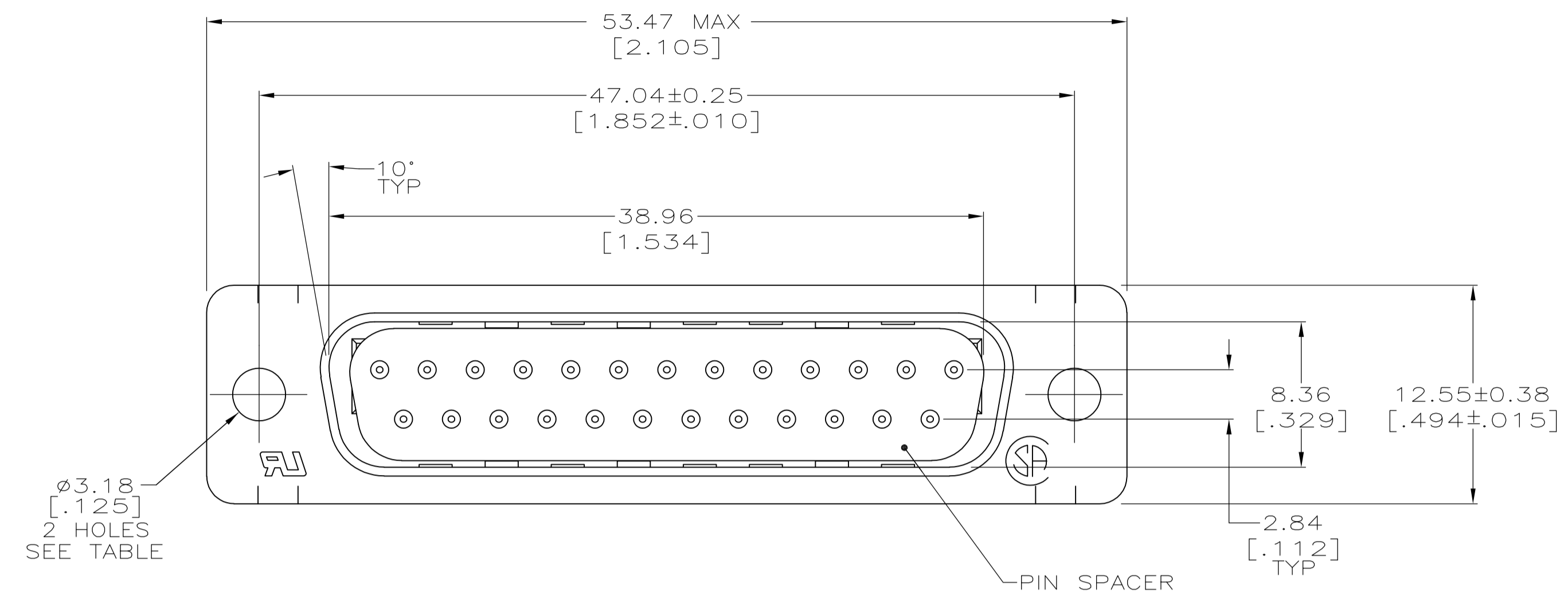


LOC	DIST	REVISIONS			
GP	00	REV	DESCRIPTION	DATE	BY
C		1	REVISED PER ECO-12-000090	26JAN2012	CJV



- 1 FOR USE WITH 2.36 [.093] MINIMUM THICK PRINTED CIRCUIT BOARD. REFER TO APPLICATION SPECIFICATION FOR PRINTED CIRCUIT BOARD LAYOUT DIMENSIONS AND FINISH RECOMMENDATIONS.
- 2 MOLDED PARTS: NYLON OR POLYESTER, UL 94V-0 RATED, BLACK.
- 3 CONTACTS: COPPER ALLOY.
- 4 SHELL: CARBON STEEL.
- 5 INSERTS: BRASS.
- 6 SCREWLOCKS: ZINC.
- 7 CONTACTS:
0.76 MICRO METERS [.000030] MINIMUM GOLD IN MATING AREA.
2.54 MICRO METERS [.000100] MINIMUM TIN ON COMPLIANT PIN.
ALL OVER 1.27 MICRO METERS [.000050] MINIMUM NICKEL.
OR
0.76 MICRO METERS [.000030] MINIMUM TOTAL IN MATING AREA.
2.54 MICRO METERS [.000100] MINIMUM TIN ON COMPLIANT PIN.
ALL OVER 1.27 MICRO METERS [.000050] MINIMUM NICKEL.
- 8 SHELL: 5.08µm [.000200] MIN TIN OVER 2.54µm [.000100] MIN COPPER
- 9 INSERTS: UNPLATED.
- 10 SCREWLOCKS: CLEAR CHROMATE
- 11 DATUMS AND BASIC DIMENSIONS ESTABLISHED BY CUSTOMER.
- 12 OBSOLETE PARTS: OBSOLETE CIS STREAMLINING PER D.RENAUD/D.SINISI

SEE DETAIL L	5748146-6
SEE DETAIL K	5748146-4
AS SHOWN	5748146-2
MOUNTING TYPE	PART NUMBER

THIS DRAWING IS A CONTROLLED DOCUMENT. DIMENSIONING AND TOLERANCING PER ASME Y14.5M-2009.

DIMENSIONS:	TOLERANCES UNLESS OTHERWISE SPECIFIED:	APPROVED:	DATE:
INCHES:		A. FERNANDEZ-DOCKS	03-31-09
0 PLC ± -		S. BOLASH	03-31-05
1 PLC ± -		M. WALMSLEY	03-31-05
2 PLC ± 0.13 [.005]			
3 PLC ± -			
4 PLC ± -			
ANGLES ± -			

MATERIAL: 2 3 4 5 6 FINISH: 7 8 9 10

APPROVED:	DATE:	NAME:	PRODUCT SPEC:
A. FERNANDEZ-DOCKS	03-31-09	M. WALMSLEY	108-40014
			APPLICATION SPEC
			114-40026

SIZE: A1 CAGE CODE: 00779 DRAWING NO: 5748146 RESTRICTED TO: CUSTOMER DRAWING SCALE: 4:1 SHEET: 1 OF 1 REV: C