

## Sensor/Actuator cable - SAC-5P-M12MS/10,0-PUR/M12FR3LV - 1579116

Please be informed that the data shown in this PDF Document is generated from our Online Catalog. Please find the complete data in the user's documentation. Our General Terms of Use for Downloads are valid (<http://phoenixcontact.com/download>)



Sensor/Actuator cable, 5-position, PUR halogen-free, Irradiated, orange RAL 2003, Plug straight M12, A-coded, on Socket angled M12, A-coded, with 3 LEDs, Cable length: 10 m, Customer-specific version

### Key Commercial Data

Packing unit	1 STK
Minimum order quantity	25 STK
Custom tariff number	85444290
Country of origin	Poland

### Technical data

#### Dimensions

Length of cable	10 m
-----------------	------

#### Ambient conditions

Ambient temperature (operation)	-25 °C ... 90 °C (Plug / socket)
Degree of protection	IP65
	IP67
	IP68

#### General

Rated current at 40°C	4 A
Rated voltage	24 V
Number of positions	5
Insulation resistance	≥ 100 MΩ
Coding	A - standard
Status display	3 LEDs
Overvoltage category	II
Degree of pollution	3
Insertion/withdrawal cycles	≥ 100

#### Material

# Sensor/Actuator cable - SAC-5P-M12MS/10,0-PUR/M12FR3LV - 1579116

## Technical data

### Material

Flammability rating according to UL 94	HB
Contact material	CuSn
Contact surface material	Ni/Au
Contact carrier material	TPU GF
Material of grip body	TPU, hardly inflammable, self-extinguishing
Material, knurls	Zinc die-cast, nickel-plated
Sealing material	NBR

### Standards and Regulations

Flammability rating according to UL 94	HB
--	----

### Cable

Cable type	PUR irradiated halogen-free orange
Cable type (abbreviation)	150
Cable abbreviation	D12YSL11X-JB
Conductor cross section	4x 0.34 mm <sup>2</sup> (Signal line)
	1x 0.5 mm <sup>2</sup> (PE connection)
AWG signal line	22
AWG power supply	20
Conductor structure signal line	42x 0.10 mm
Conductor structure, voltage supply	24x 0.15 mm
Wire colors	Brown, blue, black, white, green/yellow
Overall twist	5 cores, twisted
External sheath, color	orange RAL 2003
External cable diameter D	5.2 mm ±0.2 mm
Smallest bending radius, fixed installation	min. 20 mm
Smallest bending radius, movable installation	min. 30 mm
Number of bending cycles	5000000
Bending radius	52 mm
Traversing path	10 m
Traversing rate	3 m/s
Outer sheath, material	PUR
Material conductor insulation	PE
Conductor material	Bare Cu litz wires
Conductor resistance	≤ 57.5 Ω/km (with 0.34 mm <sup>2</sup> conductor cross section)
	≤ 39 Ω/km (with 0.5 mm <sup>2</sup> conductor cross section)
Nominal voltage, cable	250 V (AC)
Test voltage, cable	2000 V (50 Hz, 5 minutes)

# Sensor/Actuator cable - SAC-5P-M12MS/10,0-PUR/M12FR3LV - 1579116

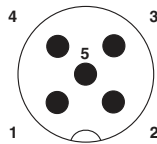
## Technical data

### Cable

Special properties	Silicone-free
Flame resistance	DIN VDE 0472 part 804, test type B
Halogen-free	The cable is halogen-free
Other resistance	hydrolysis and microbe resistant
	UV resistant
	Resistant to welding splashes
Ambient temperature (operation)	-50 °C ... 105 °C (cable, fixed installation)
	-40 °C ... 105 °C (cable, flexible installation)

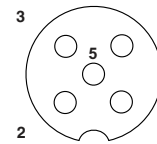
## Drawings

Schematic diagram



Pin assignment M12 male connector, 5-pos., A-coded, male side

Schematic diagram



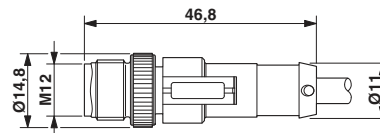
Pin assignment M12 socket, 5-pos., A-coded, socket side view

Cable cross section



PUR irradiated halogen-free orange [150]

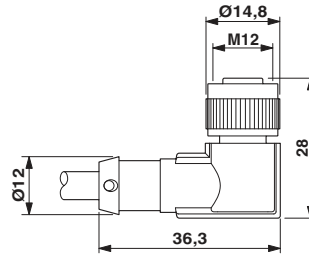
Dimensional drawing



M12 x 1 plug, straight

# Sensor/Actuator cable - SAC-5P-M12MS/10,0-PUR/M12FR3LV - 1579116

Dimensional drawing



M12 x 1 socket, angled

## Classifications

eCl@ss

eCl@ss 4.0	27060306
eCl@ss 4.1	27060306
eCl@ss 5.0	27061801
eCl@ss 5.1	27061801
eCl@ss 6.0	27061801
eCl@ss 7.0	27061801
eCl@ss 8.0	27279218
eCl@ss 9.0	27060311

## ETIM

ETIM 3.0	EC001855
ETIM 4.0	EC001855
ETIM 5.0	EC001855

## UNSPSC

UNSPSC 6.01	31251501
UNSPSC 7.0901	31251501
UNSPSC 11	31251501
UNSPSC 12.01	31251501
UNSPSC 13.2	31251501

## Approvals

Approvals

# Sensor/Actuator cable - SAC-5P-M12MS/10,0-PUR/M12FR3LV - 1579116

## Approvals

Approvals

UL Listed / cUL Listed / cULus Listed

---


Ex Approvals


---

Approvals submitted

---

## Approval details

UL Listed 	
Nominal current IN	4 A
Nominal voltage UN	125 V

cUL Listed 	
Nominal current IN	4 A
Nominal voltage UN	125 V

cULus Listed 	
--	--