

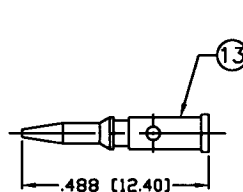
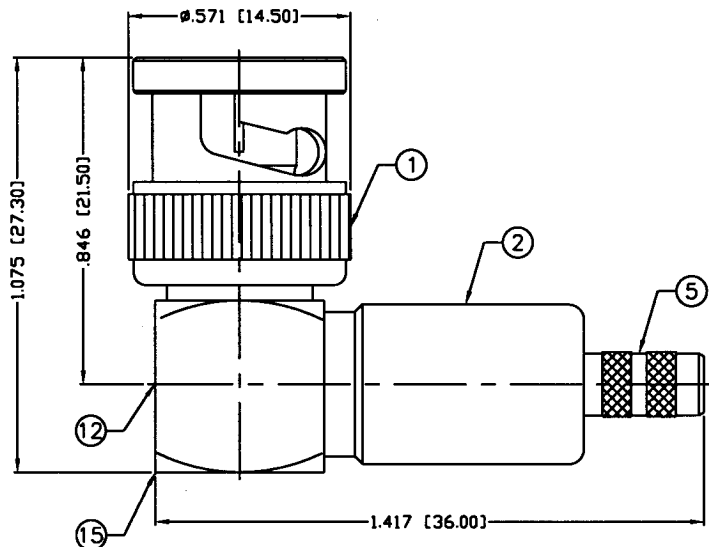
THIS DRAWING CONTAINS INFORMATION PROPRIETARY TO RF INDUSTRIES.
 ANY UNAUTHORIZED USE OF THIS DRAWING IS EXPRESSLY PROHIBITED
 WITHOUT WRITTEN PERMISSION FROM RF INDUSTRIES.
 ANY VIOLATION IS PUNISHABLE UNDER U.S. COPYRIGHT LAWS.

ALL DIMENSIONS ARE REFERENCE ONLY

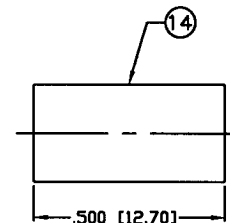
PART NO.

RFB-1110-1

REV	DESCRIPTION	DWN	DATE	APPROVED
-	ENGINEERING RELEASE	CZS	1/10/00	JDMc
A	ADD CRIMP DIE DIM, CHANGE FORMAT & SPECS	GGG	3/14/02	JDMc



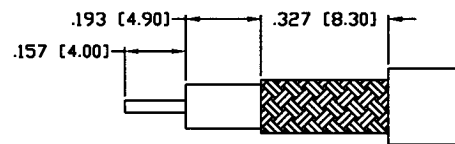
RECOMMENDED CRIMP DIE: .068"



RECOMMENDED CRIMP DIE: .213"

SPECIFICATIONS:

IMPEDANCE: 50 Ohms
 FREQUENCY RANGE: 0-4 GHz
 WORKING VOLTAGE: 500 V rms @ sea level
 TEMPERATURE RANGE: -65°C TO 85°C
 INSULATION RESISTANCE: 5k M Ohms min.
 FOR RG-58, 58A, 58C, 141, 141A, BELDEN 8240,
 8262, 9201, 9203, 9310, 9311 & COMM/SCOPE 0268



RECOMMENDED STRIPPING DIMENSIONS

1 SHELL	1	BRASS	NICKEL, 100μ"	
2 PRESS BODY	1	BRASS	NICKEL, 100μ"	
3 INSULATOR	1	PTFE	---	
4 CONTACT	1	PHOS BRONZE	GOLD, 3μ"	
5 FERRULE STUD	1	BRASS	NICKEL, 100μ"	
6 INSULATOR	1	PTFE	---	
7 GASKET	1	RUBBER	---	
8 RETAINING RING	1	BRASS	NICKEL, 200μ"	
9 SPRING	1	SK5	NICKEL, 100μ"	
10 WASHER	1	BRASS	NICKEL, 100μ"	
11 PIN	1	BRASS	GOLD, 3μ"	
12 COVER CAP	1	BRASS	NICKEL, 200μ"	
13 PIN	1	BRASS	GOLD, 3μ"	
14 FERRULE	1	BRASS	NICKEL, 100μ"	
15 BODY	1	BRASS	NICKEL, 100μ"	
#	DESCRIPTION	QTY	MATRL	FINISH

008974	
DRAWN G. GALLEGOS 3/14/02	
CHECKED JDMc 3-14-02	
ORJ DRAWN C. ZUÑIGA 1/10/00	
APPROVALS	DATE

UNLESS OTHERWISE SPECIFIED:
 1. REMOVE ALL BURRS
 2. BREAK ALL CORNERS & EDGES .005 R. MAX.
 3. CHAMFER 1ST & LAST THREADS 45°
 4. SURFACE ROUGHNESS 63 FINISH MIL-STD-10
 5. DIAMETERS ON COMMON CENTERS TO BE CONCENTRIC WITHIN .002 T.I.R.
 6. ALL DIMENSIONS ARE AFTER PLATING.

DIMENSIONS ARE IN INCHES AND [MILLIMETERS]
 UNLESS OTHERWISE NOTED TOLERANCES ARE:
 DECIMALS .xxx±.003 [.08]
 .xx±.005 [.13]
 DIAMETER .xxx±.001 [.03]
 .xx±.003 [.08]

RF connectors
 DIVISION OF RF INDUSTRIES, LTD.

7610 MIRAMAR RD
 SAN DIEGO, CA 92126
 (858) 549-6340
 (858) 549-6345 FAX

BNC PLUG, CRIMP

RIGHT ANGLE

SIZE A	CABLE GROUP C	DWG NO. RFB-1110-1	REV A
SCALE: NTS		CAD FILE OUTLINE	SHEET 1 OF 1