

1612618-1 ✓ ACTIVE

DDR SODIMM, DDR2 SO DIMM

TE Internal #: 1612618-1

SO DIMM Sockets, Double Data Rate (DDR), Stack Height .362 in [9.2 mm], Right Angle Module Orientation, 200 Position, DDR SODIMM

[View on TE.com >](#)



Connectors > Socket Connectors > Memory Sockets > SO DIMM Sockets > DDR2 SO DIMM Sockets



DRAM Type: **Double Data Rate (DDR)**

Stack Height: **9.2 mm [ .362 in ]**

Module Orientation: **Right Angle**

Connector System: **Cable-to-Board**

Number of Positions: **200**

[All DDR2 SO DIMM Sockets \(30\)](#)

## Features

### Product Type Features

|                                   |                        |
|-----------------------------------|------------------------|
| DRAM Type                         | Double Data Rate (DDR) |
| Connector System                  | Cable-to-Board         |
| Connector & Contact Terminates To | Printed Circuit Board  |

### Configuration Features

|                     |             |
|---------------------|-------------|
| Number of Bays      | 2           |
| Number of Keys      | 1           |
| Number of Rows      | 2           |
| Module Orientation  | Right Angle |
| Number of Positions | 200         |

### Electrical Characteristics

|              |       |
|--------------|-------|
| DRAM Voltage | 2.5 V |
|--------------|-------|

### Signal Characteristics



|               |       |
|---------------|-------|
| SGRAM Voltage | 2.5 V |
|---------------|-------|

### Body Features

|                        |                 |
|------------------------|-----------------|
| Ejector Location       | Both Ends       |
| Latch Material         | Stainless Steel |
| Latch Plating Material | Tin             |
| Module Key Type        | SGRAM           |
| Ejector Type           | Locking         |
| Connector Profile      | Ultra High      |

### Contact Features

|   |              |
|---|--------------|
| Memory Socket Type                            | Memory Card  |
| PCB Contact Termination Area Plating Material | Gold Flash   |
| Contact Base Material                         | Copper Alloy |
| Contact Mating Area Plating Material          | Gold Flash   |
| Contact Current Rating (Max)                  | .5 A         |

### Termination Features

|                 |        |
|-----------------|--------|
| Insertion Style | Cam-In |
|-----------------|--------|

### Mechanical Attachment

|                          |                 |
|--------------------------|-----------------|
| Mating Alignment Type    | Standard Keying |
| PCB Mounting Style       | Surface Mount   |
| PCB Mount Retention      | With            |
| PCB Mount Retention Type | Solder Peg      |
| Connector Mounting Type  | Board Mount     |

### Housing Features

|                    |                                |
|--------------------|--------------------------------|
| Housing Material   | High Temperature Thermoplastic |
| Housing Color      | Black                          |
| Centerline (Pitch) | .6 mm[.024 in]                 |

### Dimensions

|                    |                 |
|--------------------|-----------------|
| Stack Height       | 9.2 mm[.362 in] |
| Row-to-Row Spacing | 6.2 mm[.244 in] |

### Usage Conditions

|                             |                           |
|-----------------------------|---------------------------|
| Operating Temperature Range | -55 – 85 °C[-67 – 185 °F] |
|-----------------------------|---------------------------|

### Operation/Application



|                     |       |
|---------------------|-------|
| Circuit Application | Power |
|---------------------|-------|

### Industry Standards

|                        |          |
|------------------------|----------|
| UL Flammability Rating | UL 94V-0 |
|------------------------|----------|

### Packaging Features

|                    |                         |
|--------------------|-------------------------|
| Packaging Quantity | 20                      |
| Packaging Method   | Semi-Hard Tray Assembly |

### Other

|                          |   |
|--------------------------|---|
| Socket Connector Comment | Semi-Hard Tray with 20 sockets PN 1279284-1 |
|--------------------------|---|

## Product Compliance

[For compliance documentation, visit the product page on TE.com>](#)

|   |  |
|---|--|
| EU RoHS Directive 2011/65/EU                  | Compliant  |
| EU ELV Directive 2000/53/EC                   | Compliant  |
| China RoHS 2 Directive MIIT Order No 32, 2016 | No Restricted Materials Above Threshold  |
| EU REACH Regulation (EC) No. 1907/2006        | Current ECHA Candidate List: JUNE 2023 (235)<br>Candidate List Declared Against: JAN 2023 (233)<br>Does not contain REACH SVHC |
| Halogen Content                               | Low Halogen - Br, Cl, F, I < 900 ppm per homogenous material. Also BFR/CFR/PVC Free  |
| Solder Process Capability                     | Reflow solder capable to 245°C   |


#### Product Compliance Disclaimer

This information is provided based on reasonable inquiry of our suppliers and represents our current actual knowledge based on the information they provided. This information is subject to change. The part numbers that TE has identified as EU RoHS compliant have a maximum concentration of 0.1% by weight in homogenous materials for lead, hexavalent chromium, mercury, PBB, PBDE, DBP, BBP, DEHP, DIBP, and 0.01% for cadmium, or qualify for an exemption to these limits as defined in the Annexes of Directive 2011/65/EU (RoHS2). Finished electrical and electronic equipment products will be CE marked as required by Directive 2011/65/EU. Components may not be CE marked. Additionally, the part numbers that TE has identified as EU ELV compliant have a maximum concentration of 0.1% by weight in homogenous materials for lead, hexavalent chromium, and mercury, and 0.01% for cadmium, or qualify for an exemption to these limits as defined in the Annexes of Directive 2000/53/EC (ELV). Regarding the REACH Regulation, the information TE provides on SVHC in articles for this part number is based on the latest European Chemicals Agency (ECHA) 'Guidance on requirements for substances in articles' posted at this URL: <https://echa.europa.eu/guidance-documents/guidance-on-reach>


## Compatible Parts



### Also in the Series | DDR SODIMM

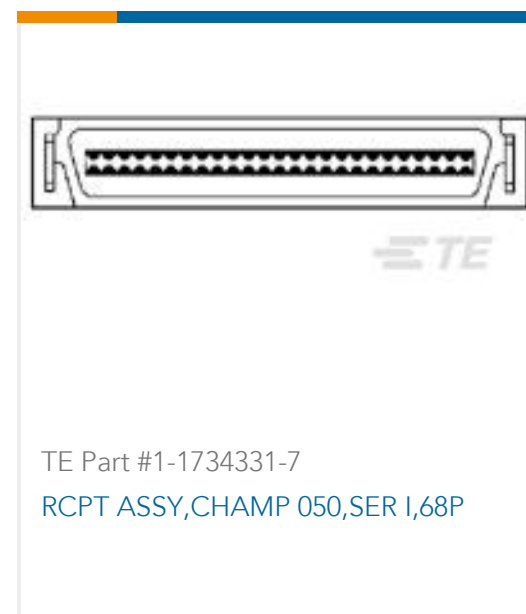


### Also in the Series | DDR2 SO DIMM



### Customers Also Bought





## Documents

### Product Drawings

#### DDR SODIMM SOCKET 200POS SEMI-

English

### CAD Files

#### 3D PDF

3D

#### Customer View Model

[ENG\\_CVM\\_CVM\\_1612618-1\\_E2.2d\\_dxf.zip](#)

English

#### Customer View Model

[ENG\\_CVM\\_CVM\\_1612618-1\\_E2.3d\\_igs.zip](#)

English

#### Customer View Model

[ENG\\_CVM\\_CVM\\_1612618-1\\_E2.3d\\_stp.zip](#)

English

By downloading the CAD file I accept and agree to the [Terms and Conditions](#) of use.

### Product Specifications

#### Product Specification

English

### Product Environmental Compliance

[MD\\_1612618-1\\_03012017232\\_dmtec](#)

English

[MD\\_1612618-1\\_03012017232\\_dmtec](#)

English