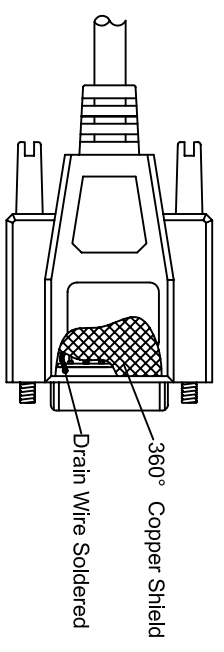
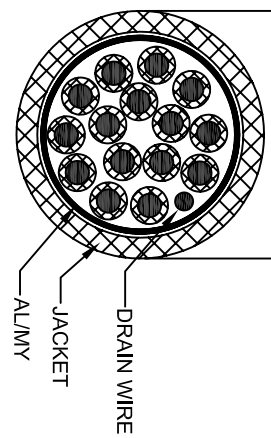
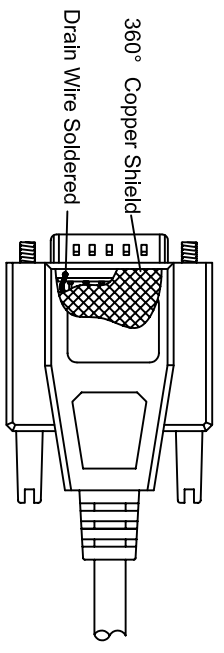
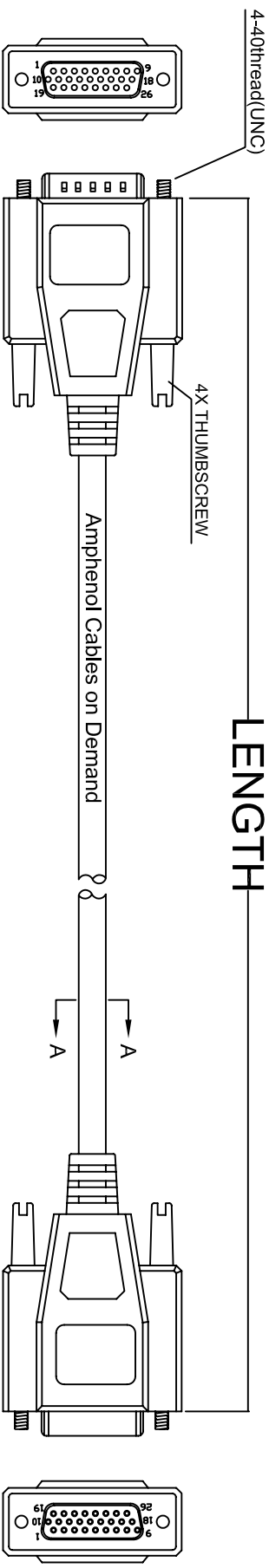


THE INFORMATION CONTAINED IN THIS DRAWING IS THE SOLE PROPERTY OF AMPHENOL CABLES ON DEMAND. ANY REPRODUCTION OR DISCLOSURE, TO THIRD PARTIES, IN PART OR WHOLE, WITHOUT THE EXPRESS WRITTEN PERMISSION OF AMPHENOL CABLES ON DEMAND IS PROHIBITED.

REV.	DESCRIPTION	DATE	APPROVED
A	NEW RELEASE	31/07/06	
A1	Change Part Number	17/11/06	

LENGTH



PIN OUT: 1 TO 1

Male	Female	Male	Female
PIN1	PIN1	PIN16	PIN16
PIN2	PIN2	PIN17	PIN17
PIN3	PIN3	PIN18	PIN18
PIN4	PIN4	PIN19	PIN19
PIN5	PIN5	PIN20	PIN20
PIN6	PIN6	PIN21	PIN21
PIN7	PIN7	PIN22	PIN22
PIN8	PIN8	PIN23	PIN23
PIN9	PIN9	PIN24	PIN24
PIN10	PIN10	PIN25	PIN25
PIN11	PIN11	PIN26	PIN26
PIN12	PIN12	SHIELD	SHIELD
PIN13	PIN13		
PIN14	PIN14		
PIN15	PIN15		

LENGTH	P/N	Cable Color
2.5FT ± 1 inch	CS-DSDHDD26MF0-002.5	GREY
5FT ± 2 inch	CS-DSDHDD26MF0-005	GREY
10FT ± 3 inch	CS-DSDHDD26MF0-010	GREY
15FT ± 3 inch	CS-DSDHDD26MF0-015	GREY
25FT ± 4 inch	CS-DSDHDD26MF0-025	GREY
50FT ± 8 inch	CS-DSDHDD26MF0-050	GREY



UNLESS OTHERWISE SPECIFIED DIMENSIONS ARE IN INCHES TOLERANCES ARE:

DECIMALS	ANGLES	APPROVALS	DATE
.X	±.X	LF	17/11/06
.XX	±.XX	CHECKED	
.XXX	±.XXX	BA	17/11/06

THIRD ANGLE PROJECTION

AMPHENOL CABLES ON DEMAND
20 VALLEY ST. ENDCOTT, NY 13760

ASM CBL Deluxe High Density
26PIN D-Sub MF

CS-DSDHDD26MF0-XXX

SIZE DWG. NO. A

SCALE SHEET OF