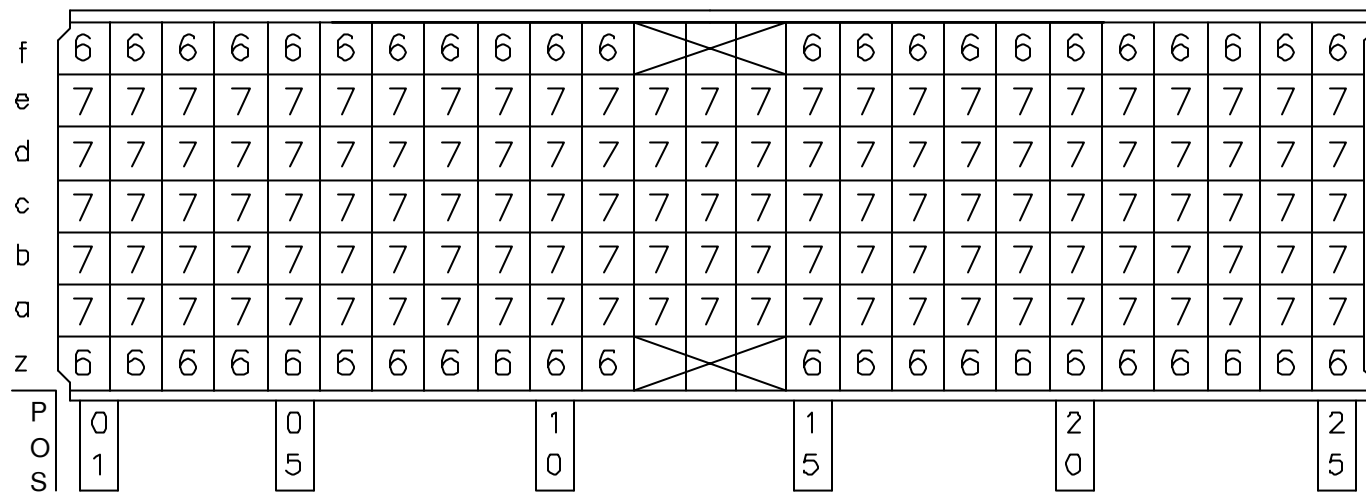
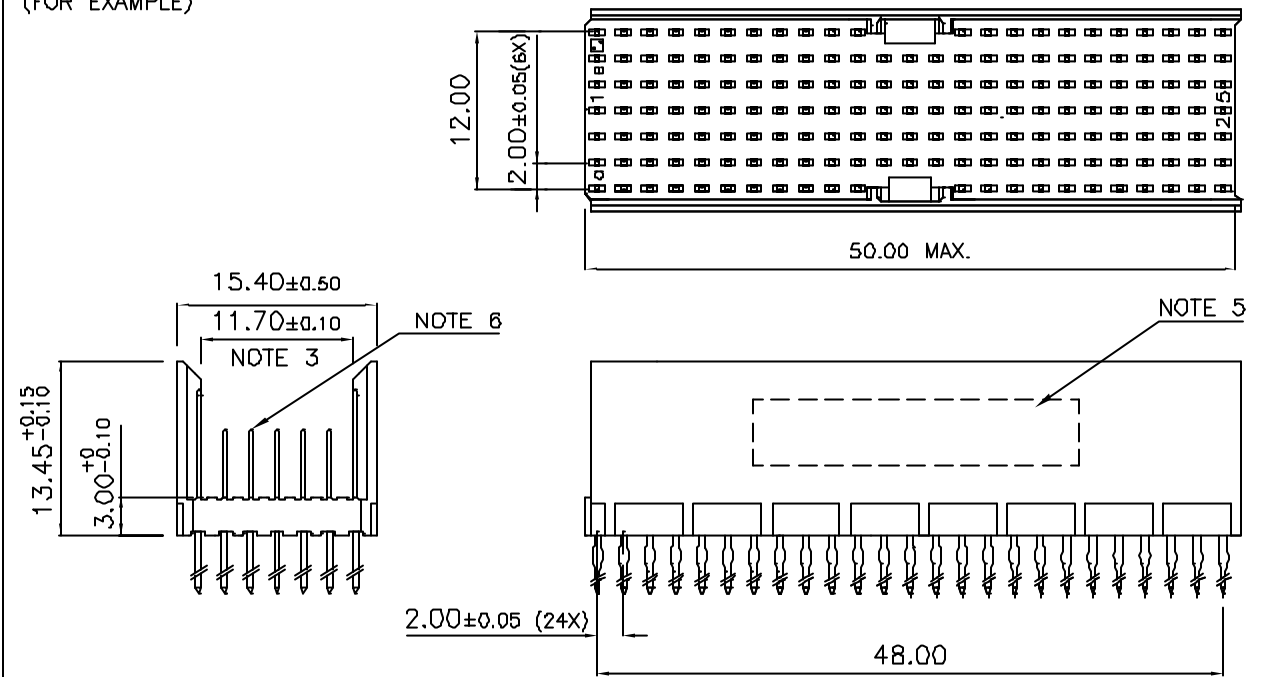


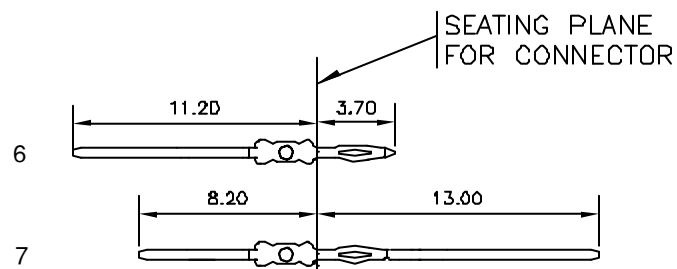
LOADING PATTERN MATING SIDE



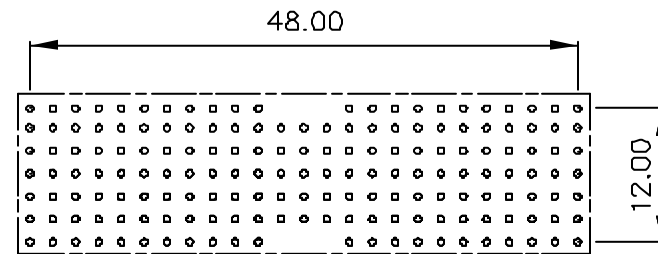
LOADED CONNECTOR ASSEMBLY (FOR EXAMPLE)



CONTACT OVERVIEW



LAY-OUT P.C.B.-HOLE



HM2P65PK511C LEAD FREE INDICATOR : LF = LEAD FREE (DIGIT 15 & 16)  
 PLATING CODE (DIGIT 13 AND 14) (REF DRW NO. BS,C , 201844 , 003)

NOTES

- THIS PRODUCT IS CSA APPROVED.
- THIS PRODUCT IS UL RECOGNIZED.
- MEASURED AT THE BOTTOM.
- MATERIAL CONTACT: PHOSPHORBRONZE  
HOUSING: CREAM WHITE GLASS FILLED POLYESTER UL-94V0
- CONNECTOR PRINTED WITH P/N AND DATE CODE.
- FOR ACTUAL CONTACT LOADINGS, SEE LOADING PATTERN MATING SIDE.
- SHAPE OF CONNECTOR HOUSING CAN ALTER DEPENDING ON PRODUCTION LOCATION
- THE PRODUCT (LF) MEETS EUROPEAN UNION DIRECTIVES AND OTHER COUNTRY REGULATIONS AS DESCRIBED IN GS-22-008
- FOR RECOMMENDED PTH DIMENSIONS REFER DRAWING : BS, A , 201572 , 001

CATALOG NO: HM2P65PK511C ---

mat'l. code SEE NOTE 4		surface ISO 1302	tolerance ISO 406 ISO 1101	projection 	product family MLLIPACS
ltr	ecn no	dr	date	tolerances unless otherwise specified	title
A	I06-0020	MINI	2006-02-23	angles 0°±1°	MPACS 5+2R STR HDR PF CONN TYPE AB
B	I06-0141	MINI	2006-08-08	linear	
		dr	MINI K VANDANATH	2006-02-23	dwg no sheet 1 of 1 size A3
		enr	BIJU K PAUL	2006-02-23	
		chr	BIJU K PAUL	2006-08-08	type Product Customer Drawing
		appd	BIJU K PAUL	2006-08-08	
sheet index	revision sheet	B	1		

FCI  
FCIconnect.com

Copyright FCI