

CHARACTERISTICS

GENERAL:

This S07 connector is suitable for narrow space portable applications. It has an integral card detection switch.

ELECTRICAL PROPERTIES:

Insulation resistance : > 1000MΩ
 Dielectric withstanding voltage : > 1000 Vrms
 Current carrying capacity : min 10micronsA, MAX 1A
 Contact resistance : GSM II-II standard
 Card sensor type : Normally closed
 Voltage US : 5V ±0.1V with R=560 Ω

MECHANICAL PROPERTIES:

Contact Normal force : GSM II-II standard
 Durability : 10 000 card insertions

MATERIAL:

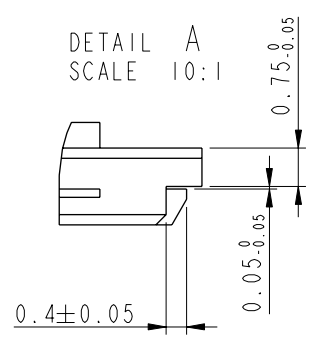
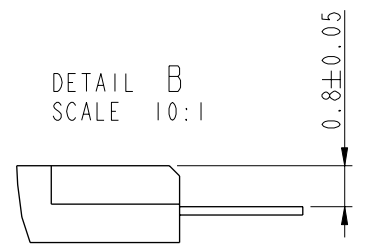
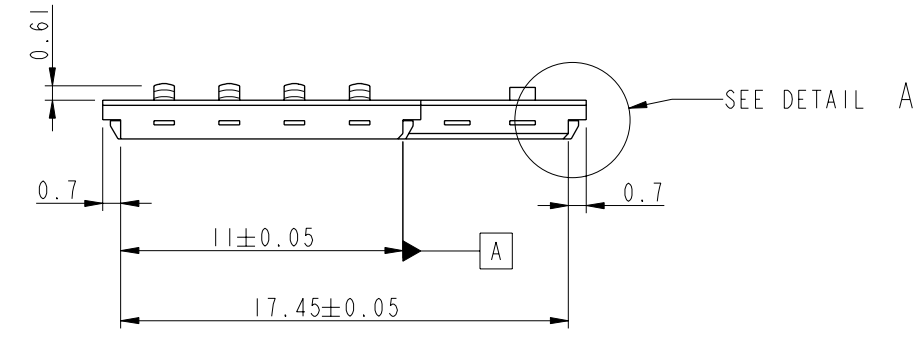
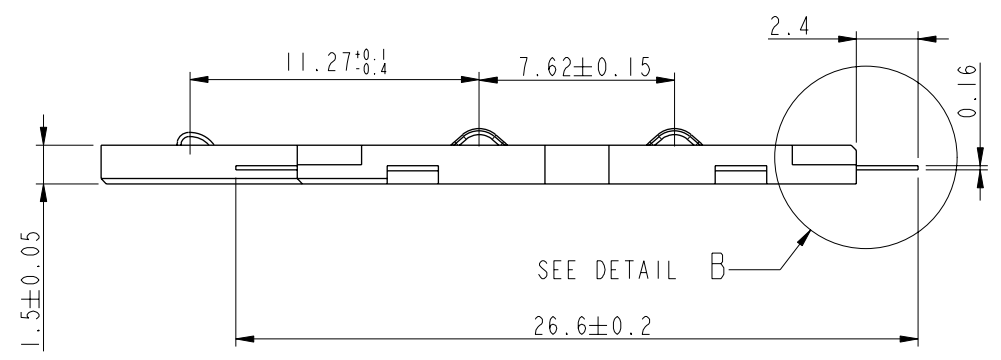
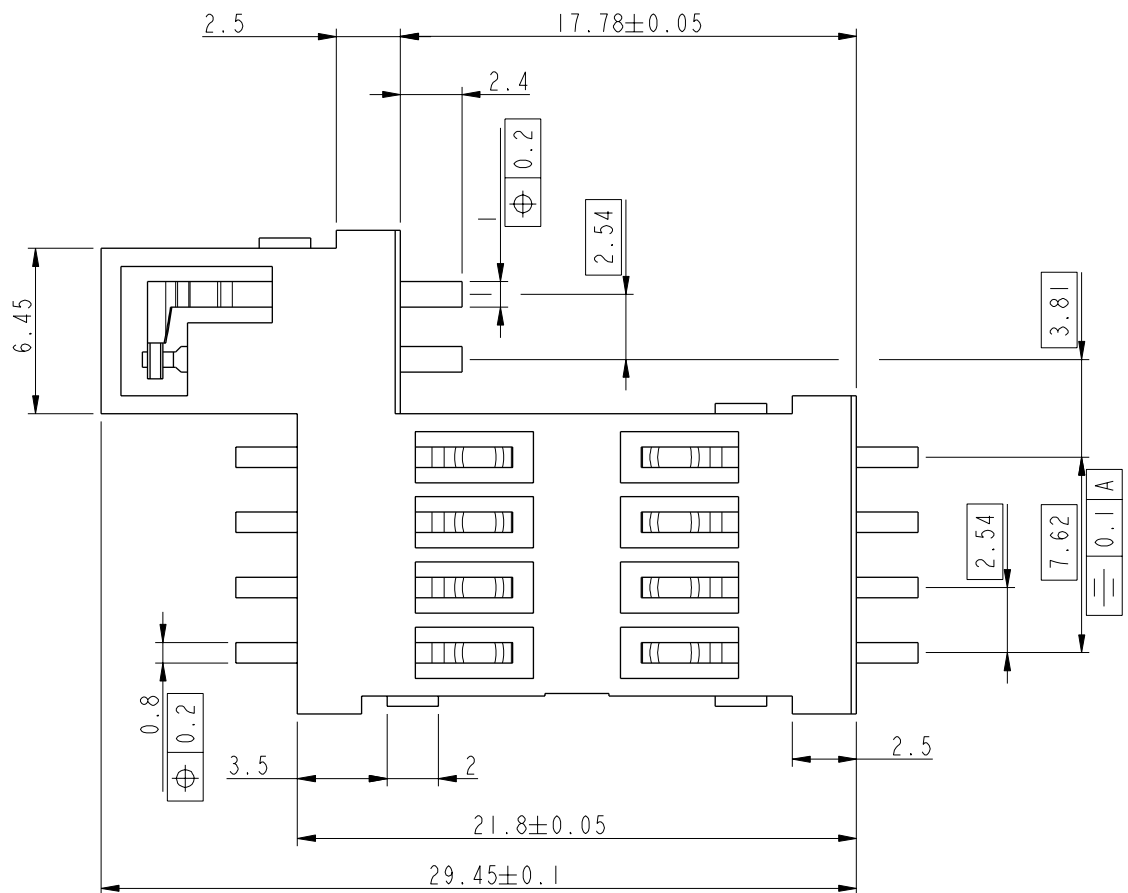
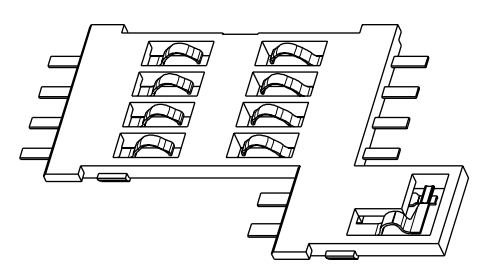
Housing : High Temperature Thermoplastic, colour Black, Rated UL94V0
 Contacts and switch : Copper Alloy, Thickness 0.16mm
 Plating : precoat Ni 2.5 microns min. all over
 - Contact : Gold over Nickel on contact areas
 - Switch : Gold over Nickel on functional areas
 Bare edge allowed,
 Lead Free (Sn) on soldertails.

ENVIRONMENT:

Operating temperature : -40 °C / +90 °C
 Reflow soldering temperature for Lead Free version: see note RoHs informations
 Climatic conditions : UTE C 93-421

APPLICATION DOCUMENT:

Product specification VGN11406/A



LEAD FREE PART NUMBER	
7311S0725A06LF	CAVITY TRAY

www.fciconnect.com		surface - / ISO 1302	tolerance std ISO 406 ISO 1101	projection	mm
		TOLERANCES UNLESS OTHERWISE SPECIFIED		size	Scale
Dr	D.LEGRAND	2002-04-29	ANGULAR	0.X ±0.3	A2
Eng	F.TISSERAND	2002-04-29	LINEAR	0.XX ±0.1	1:1
Chr	-	-	0° ±2°	0.XXX ±0.05	ECN 109-0019
Appr	JF.NOTTEAU	2002-04-29	Product family	-	Spec ref
rev	ecn no	dr	date	VJW 54719 SCM 1.5mm	
B	LS03-0006	JG	2003-02-24	diag no	VJW54719
C	LS4063	JG	2004-06-10	Rev.	G
D	LS05-0029	LGO	2005-04-04	catalog no	SEE TABLE
E	LS05-0058	HLE	2005-06-09	CUSTOMER	sheet 1 of 2
F	LS07-0004	LGO	2006-12-12		
G	109-0019	RPK	2009-02-09		

Copyright FCI. FCI

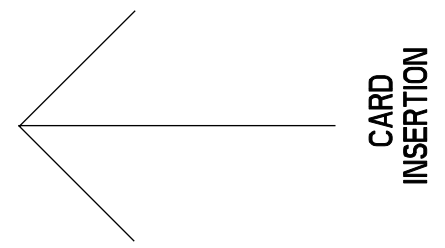
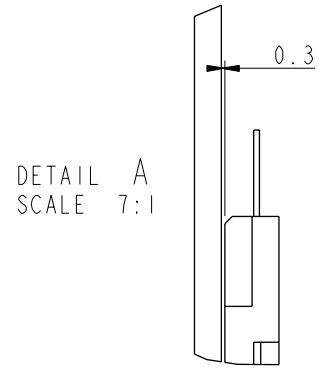
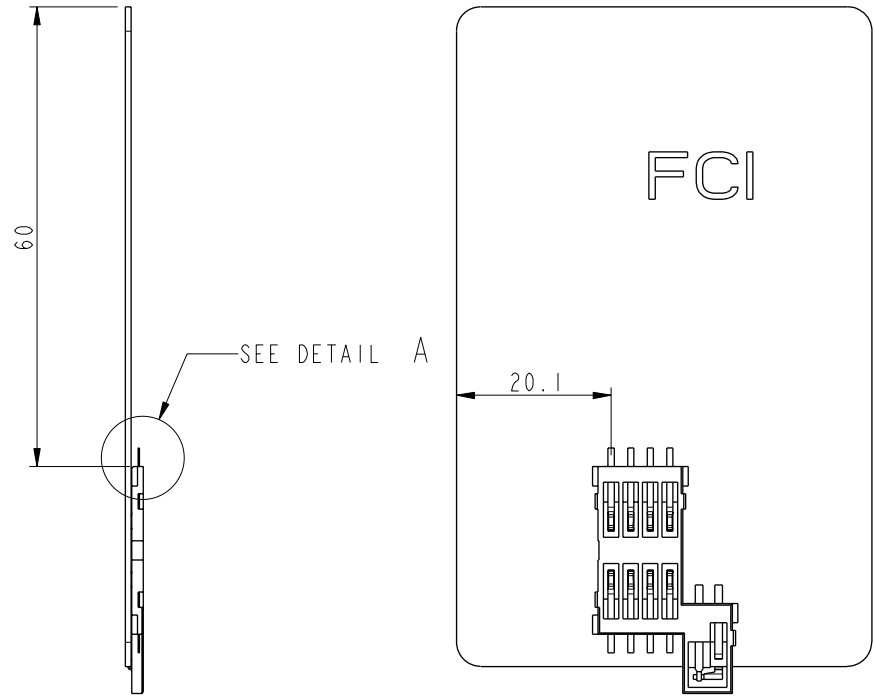
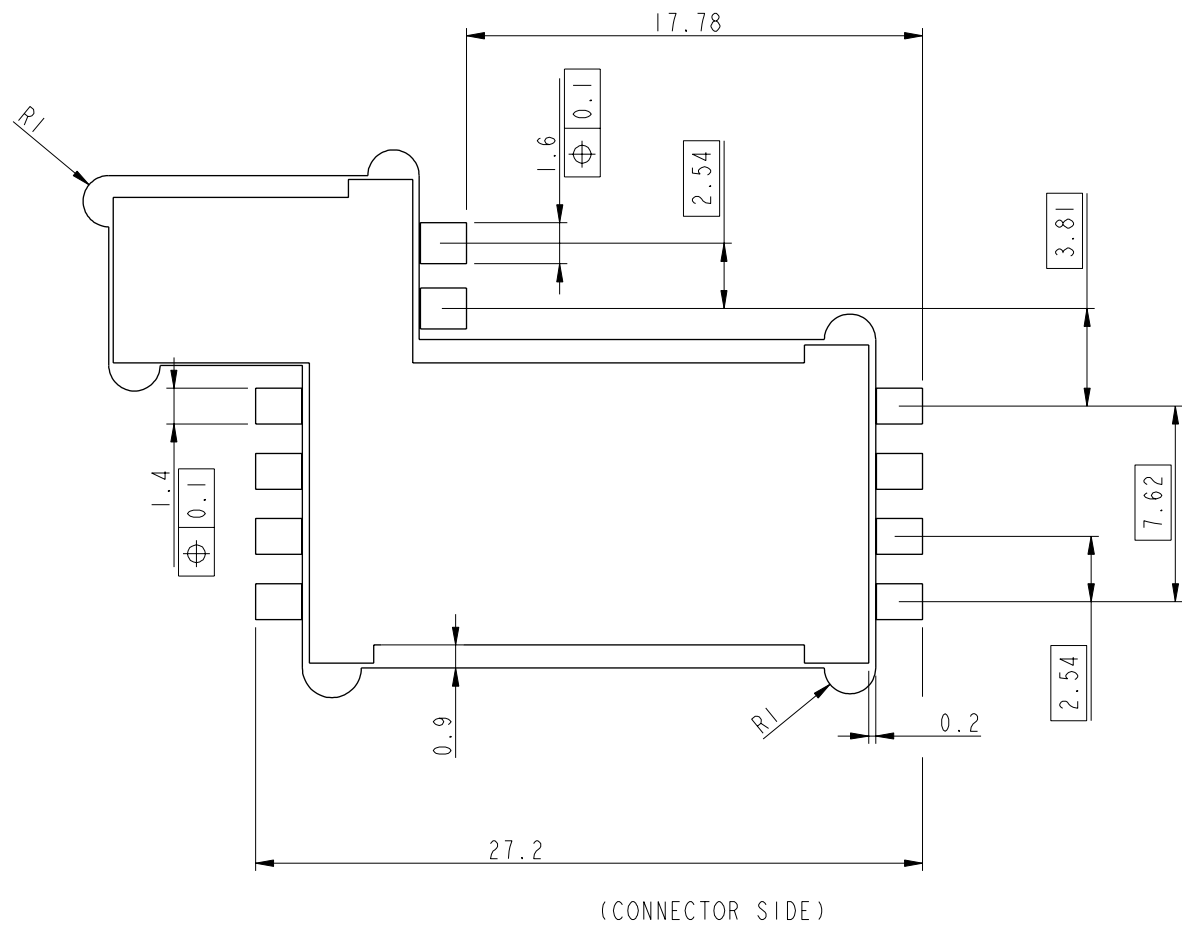
1 2 3 4 5 6 7 8

IN ALL CASE, WE GUARANTY THE FUNCTIONING OF THE SWITCH WITH
A MAXIMUM DISTANCE BETWEEN THE CARD READER AND THE CARD OF 0.3mm.

PCB RECOMMENDED LAYOUT

NOTE RoHS INFORMATIONS

- The "LF" products meet European Union Directives and other country regulations as described in GS-22-008
- The housing will withstand exposure to 260°C peak temperature for 30 seconds in a convection, infra-red or vapor reflow oven. See application notes/procedures if they are available.
- Packaging spec: see GS-14-920



Copyright FCI. **FCI**

www.fciconnect.com			surface - <input checked="" type="checkbox"/> ISO 1302	tolerance std ISO 406 ISO 1101	projection	mm
			TOLERANCES UNLESS OTHERWISE SPECIFIED			mm
Dr	D.LEGRAND	2002-04-29	ANGULAR	0.X ±0.3	size A2	Scale 5:1
Eng	F.TISSERAND	2002-04-29	LINEAR	0.XX ±0.1		
Chr	-	-	0° ±2°	0.XXX ±0.05	ECN	109-0019
Appr	JF.NOTTEAU	2002-04-29	Product family	-	Spec ref	
FCI			VJW 54719 SCM 1.5mm		cat no	VJW54719
			SEE TABLE		CUSTOMER	sheet 2 of 2