

1

2

3

4

5

6

7

A

B

C

D

E

F

A

B

C

D

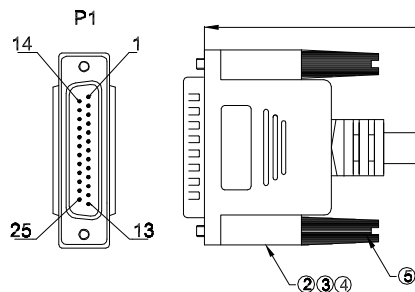
E

F

G

H

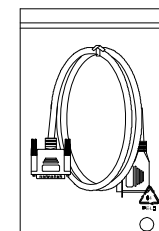
P1(DB25P MALE)



2000±50mm

④③②

P2(CN36P MALE RIGHT ANGLE)

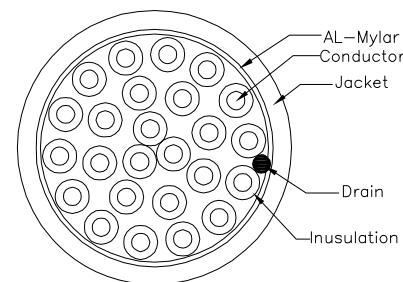


PIN ASSIGNMENT		
P1		P2
1	—	1
2	—	2
3	—	3
4	—	4
5	—	5
6	—	6
7	—	7
8	—	8
9	—	9
10	—	10
11	—	11
12	—	12
13	—	13
14	—	14
15	—	32
16	—	31
17	—	36
18	—	33
19	—	19
20	—	21
21	—	23
22	—	25
23	—	27
24	—	29
25	—	30
SHIELD	D	SHIELD

NOTES:

- 1.cable: 28AWG*25C+D+AL/MY, JACKET COLOR: BEIGE
- 2.CONNECTOR:
- P1:DB 25P/M,SOLDER,BLUE INSULATION,GOLD FLASH PLATED CONTACTS, NICKEL PLATED SHELL
- P2:CN 36P/M,SOLDER,BLUE INSULATION,GOLD FLASH PLATED CONTACTS, NICKEL PLATED SHELL
- 3.HOOD: MOLDED TYPE,PVC 45P,COLOR:BEIGE
- 4.INSIDE MOLDING:TRANSPARENT PE
- 5.THUMB SCREW:#4-40 UNC, MOLDED TYPE, PVC 45P, COLOR: BEIGE
- 6.ELECTRICIE TEST:
- (1)100% OPEN SHORT & MIS WIRE TEST
- (2) CONTACT RESISTANCE 3 OHM MAX.
- (3) INSULATION RESISTANCE 10M OHM MIN.
- (4) HI-POT TEST:DC 300V/10MS

Cross section:



RoHS compliant
Unit: mm

Scale	FREE				Date	Name	Customer-No.
TOLERANCE					Drawn	30.10.2013	Joanna
X.	±X				Approved	30.10.2013	Joanna
X.X	±X						
X.XX	±X						
DIM	TOL						Drawing-No.
X.°	± 2°						ASSMANN WSW-No. AK525-2-R
		①	Drawn	30.10.2013	Joanna	ASSMANN WSW components	
Angle	TOL	Id.	Modification	Date	Name	Replace	ASS 4981 CA rev00
							SHEET

1

2

3

4

5

6

7