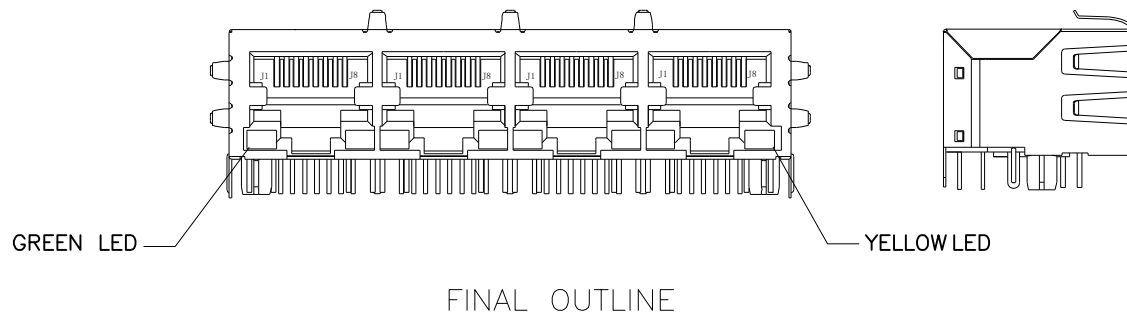
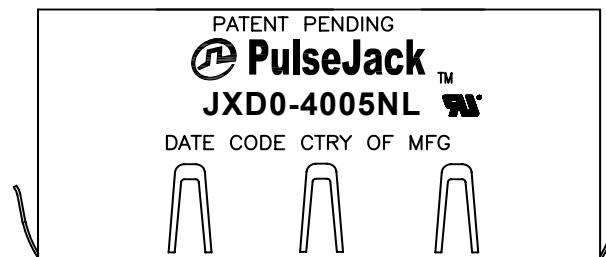


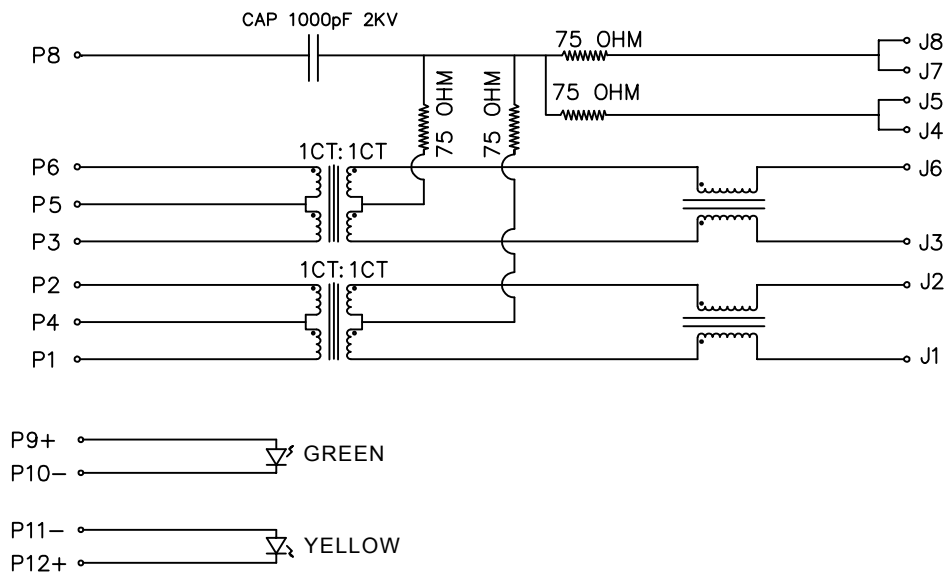
NOTES:

- CONNECTOR MATERIAL:
HOUSING:THERMOPLASTIC UL94 V-0
INSERTER:PBT BLACK UL94 V-0
SHIELD:Brass
SHIELD PLATING:NICKEL
CONTACT:COOPER ALLOY
CONTACT PLATING: SELECTIVE GOLD, 30 MICRO-INCHS MIN
IN CONTACT AREA
- PIN NOT ELECTRICALLY CONNECTED MAYBE OMITTED SEE
ELECTRICAL DRAWING FOR OMITTED PINS
- RJ45 CAVITIES CONFORM TO FCC RULES AND REGULATION
PART 68.
- THE PART IS RECOMMENDED FOR WAVE SOLDERING
PROCESS PEAK SOLDERING TEMPERATURE IS
260°C MAX, 10 SECS MAX
- OPERATING TEMPERATURE T=-40°C TO +85°C.
- STORAGE TEMPERATURE T=-40°C TO +85°C.
- ALL CRITICAL DIMENSIONS WITH "X"
- PACKAGING INFORMATION: 50 PCS/TRAY, 1200 PCS/BOX



© Copyright, 2015. Pulse Electronics Corp. All rights reserved. Pulse confidential & proprietary. (06/07/16)

PRODUCT DESCRIPTION	TLA DRAWING	PS DRAWING	SHEET	PART NO.	DATASHEET REV.
CONN,RJ45,1X4,100D,1:1,TY	JXD0-4005NL - X1	-	1 OF 3	JXD0-4005NL	P1



SCHEMATIC

Electronical Specifications:

- 1.0 Turn Ratio @100KHz: (P1~P2):(J1~J2) = 1:1±5%
(P7~P8):(J3~J6) = 1:1±5%
- 2.0 Primary Inductance: 350uH MIN @100KHZ,0.1V 8mA DC BIAS
- 3.0 DC Resistance:(J1~J2):(J3~J6) 1.2 OHMS MAX
- 4.0 Insertion Loss: 1-100MHz -1.2dB MAX
- 5.0 Return Loss: 1-30MHz -16dB MIN
30-60MHz -12dB MIN
60-80MHz -10dB MIN
- 6.0 CROSS TALK: 1-100MHz -30dB MIN
- 7.0 COMMON TO COMMON MODE ATTENUATION: 1-100MHz -30dB MIN
- 8.0 Isolation: PHY Side to Line Side: 1500VAC or 2250VDC

LED SPECIFICATION:

STANDARD LED	WAVELENGTH	Forward V(max)	TYP
GREEN	565nm	2.4V	2.2V
YELLOW	590nm	2.5V	2.1V

*WITH A FORWARD CURRENT OF 20mA

PRODUCT DESCRIPTION	TLA DRAWING	PS DRAWING	SHEET	PART NO.	DATASHEET REV.
CONN,RJ45,1X4,100D,1:1,TY	JXD0-4005NL - X1	-	2 OF 3	JXD0-4005NL	P1

