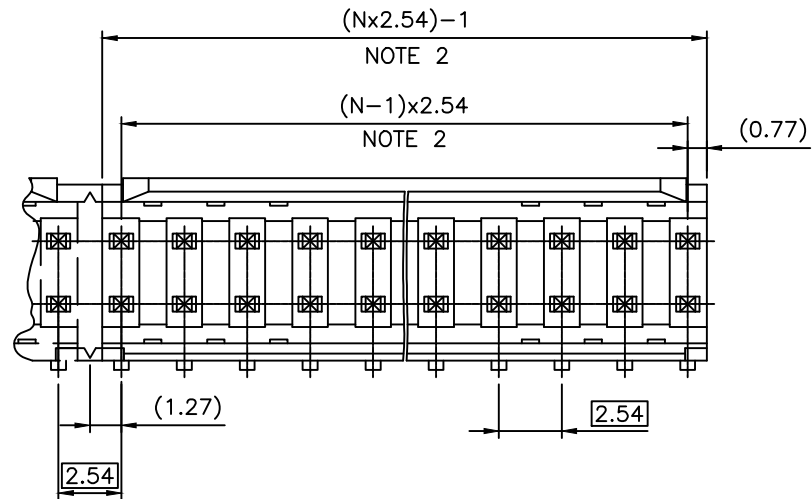
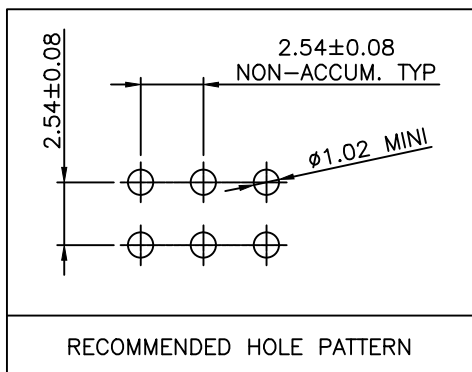
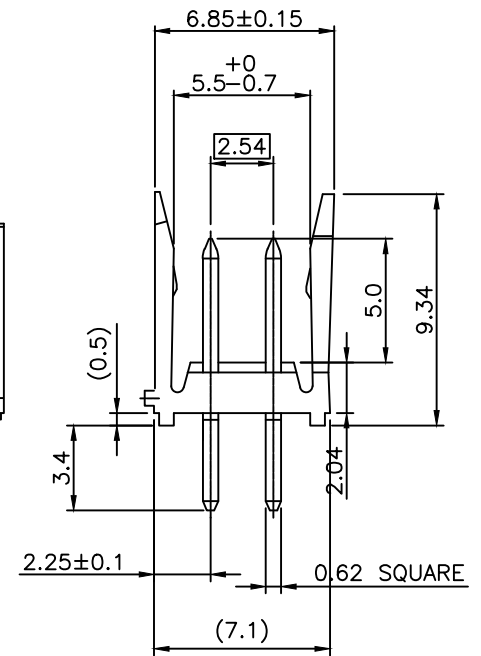
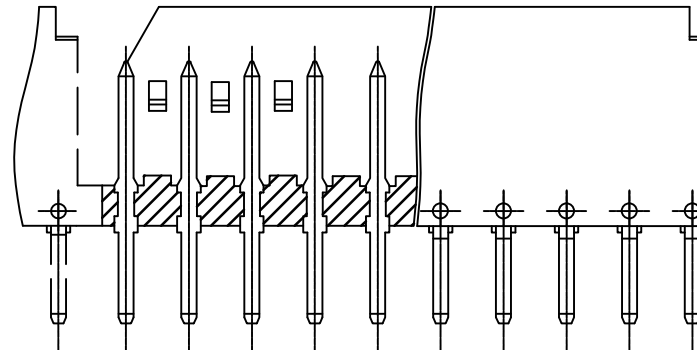


PRODUCT NUMBER
SEE SHEET 2



NOTES :

1. MINI PUSH-OUT FORCE TERMINAL IN BOTH DIRECTIONS 22N.
2. TO DETERMINE DIMENSIONS:
N = NUMBER OF POSITIONS PER ROW
EXAMPLE: 8 POS: (Nx2.54)-1=19.32 mm



mat'l. code		surface		tolerance		projection		product family	
SEE NOTES		ISO 1302 ✓		ISO 406 ISO 1101		mm		DUBOX	
ltr	ecn no	dr	date	tolerances unless otherwise specified		mm		title	
P	F07-0220	JCO	07.06.14	angles	Linear	.X	±0.3	SHR. HEADER	
R	F08-0147	YOV	08.04.14			.XX	±0.15	STR DR TMT	
S	B-19286	AMA	14.11.03			.XXX	±0.05	scale 5:1	
T	B-21014	BVE	15.06.01	dr	G CORBOZ	01.01.12		dwg no	
				enr	P NIZZI	01.01.12		sheet 1 of 2	
M	F06-0228	LMU	06.07.11	chr	D LEGRAND	01.01.12		76385	
N	F07-0147	LMU	07.03.01	appd	P N	01.01.12		A3	
sheet	revision	T	G					type	
index	sheet	1	2					CUSTOMER Drawing	

RoHS COMPLIANT PRODUCT NUMBER

76385-YXXLF

PLATING CODE

RoHS COMPLIANT, SEE NOTE 5

3= 0.76µm GOLD/GXT ON CONTACT AREA.

2µm MIN MATTE TIN ON TAILS.

4= 2µm MIN MATTE TIN FULL PLATED

NUMBER OF POSITIONS PER ROW: 02 TO 18

1.27µm Ni MIN UNDERPLATING

NOTES:

- 1 - HOUSING MAT'L: THERMOPLASTIC GLASS FILLED
FLAME RETARDANT PER UL 94 V-O COLOR: BLACK.
- 2 - TERMINAL MATERIAL: COPPER ALLOY.
- 3 - 2 UP TO 6 POSITIONS PER ROW, PRODUCT PACKED IN PLASTIC BAG.
7 UP TO 18 POSITIONS PER ROW, PRODUCT PACKED IN TUBE.
- 4 - ONLY DASH NUMBER -X02 AND -X03
ALWAYS TEN (10) PRODUCTS MOLDED ASSEMBLY
& DELIVERED TON STRIP ACCORDING PHANTOM LINES.
- 5 - RoHS COMPATIBLE PRODUCT SPECIFICATIONS
 - a - PLATING:
 - "LF" MEANS THE PRODUCT IS LEAD-FREE,
2µm MINIMUM MATTE TIN OVER 1.27µm
MINIMUM NICKEL UNDERPLATE.
 - b - MANUFACTURING PROCESS COMPATIBILITY
 - THE HOUSING WILL WITHSTAND EXPOSURE TO
260°C ±5°C SOLDER BATH TEMPERATURE FOR
5 SECONDS IN A WAVE SOLDER APPLICATION
WITH A 1.6mm MIN THICK CIRCUIT BOARD.
 - c - LABELING:
 - MEETS PACKAGING SPECS AS PER GS-14-920
 - d - LEGAL STATEMENT: SEE GS-47-0004

mat'l. code		surface		tolerance		projection		product family	
SEE NOTES		ISO 1302 ✓		ISO 406 ISO 1101				DUBOX	
ltr	ecn no	dr	date	tolerances unless otherwise specified				title	
				angles	linear			SHR. HEADER	
B	F06-0106	LMU	06.01.12		.X ±0.3			STR DR TMT	
C	F06-0228	LMU	06.07.11		.XX ±0.15	scale 5:1			
D	F07-0147	LMU	07.03.01	dr	L.MULIN	05.03.31		dwg no	
E	F07-0220	JCO	07.06.14	engr	J.COMPAGNON	05.03.31		sheet 2 of	
F	F08-0147	YOV	08.04.14	chr				76385	
G	B-19286	AMA	14.11.03	appd	JM.C	05.03.31		size	
sheet		revision						A3	
index		sheet						type	
								CUSTOMER Drawing	



Copyright FCJ