


Series 0900 by PRECI-DIP

Spring Loaded Pin Contact

Surface mount with hollow piston and beryllium copper spring



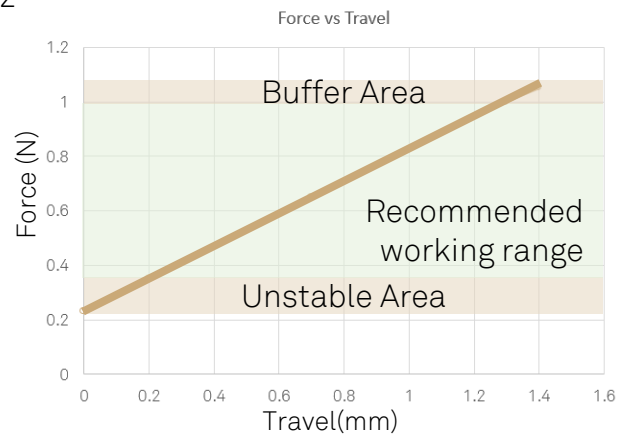
preci-dip

Spring Characteristic

Initial above PCB height : H
Maximum stroke : 1.4 mm

Recommended working range from H1 To H2

F init = 0.25 N @ H init
F1 = 0.3 N @ H1
F nom = 0.6 N @ H nom
F2 = 1.2 N @ H2



Technical Characteristic

MATERIAL

Piston and Barrel : Brass, 0.5 μ m / 20 μ " Gold plated over Nickel
Spring : Becu, 0.25 μ m / 10 μ " Gold plated over Nickel Flash

ELECTRICAL

Rated current : 2A continuous in static mode
Contact Resistance: 20 mOhm

MECHANICAL

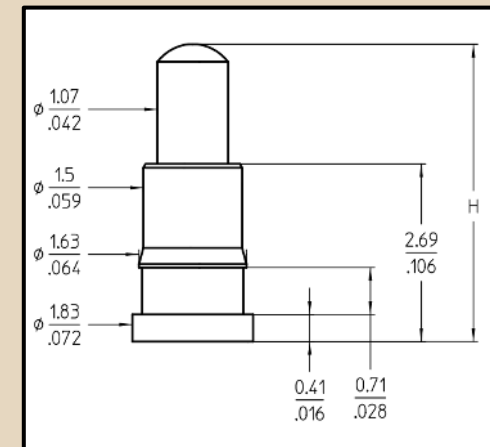
Rigid hollow piston design only use in static applications. ([see brochure](#))

For dynamic applications, use Multi-Finger Clip Design (Series 0900-CLIP)

More than 100.000 cycles on recommended working range

ENVIRONMENTAL

Operating temperature : -55°C to + 125°C



Standard Tolerances :	
Lengths	± 0.15 mm $\pm .006$ "
Diameters:	± 0.05 $\pm .002$
Angles:	$\pm 2^\circ$

Ordering information

	H (mm / inch)	H1 (mm/inch)	Hnom (mm / inch)	H2 (mm/inch)
0900-1	4.5 / .177	4.3 / 0.169	3.8 / 0.149	3.2 / 0.125
0900-2	5.0 / .197	4.8 / 0.189	4.3 / 0.169	3.7 / 0.145
0900-3	5.5 / .217	5.3 / 0.208	4.8 / 0.189	4.2 / 0.165
0900-4	6.0 / .236	5.8 / 0.228	5.3 / 0.208	4.7 / 0.185

Bulk	: 0900-X
T & R Packaging	: 0900-X-02