

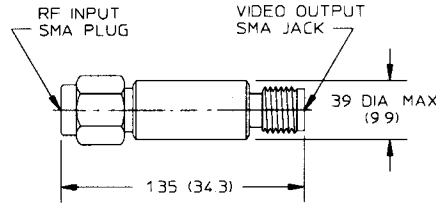
Biased and Zero Biased Schottky Detectors With Replaceable Diodes

2086 Series

V2.00

Features

- High Output Sensitivity
- Flat Frequency Response
- Burnout Rating: 100 mW for 2086-6000-00
200 mW for 2086-6010-00
- No Bias Required on 2086-6000-00
- Field Replaceable Diodes



Specifications

Part Number	2086-6000-00	2086-6010-00
Frequency Range	1.0 - 15.0 GHz	1.0 - 18.0 GHz
Flatness ¹	±1.25 dB Max.	±1.25 dB Max.
Open Circuit Voltage Sensitivity ¹	1500 mV/mW Min.	1500 mV/mW Min.
Tangential Sensitivity ²	-52 dBm Min.	-52 dBm Min.
Output Capacitance	12 pF Typ.	12 pF Typ.
Video Resistance ¹	1200 Ohms Typ.	700 Ohms Typ.
Output Polarity	Negative	Negative
Bias Current	—	50 µA Nom.
Temperature Range	-50°C to +125°C	-65°C to +125°C
Temperature Stability	—	±2.0 dB
Maximum Power	100 mW CW	200 mW CW
Replacement Diode Part No.	9999-4033-00	9999-4050-00

1. For RF power levels below -20 dBm, and with an open circuit load.
2. With video amplifier of 1 MHz bandwidth and 2 dB noise figure.
3. Finish is passivated stainless steel.
4. Consult factory for positive output or matched pairs.

Tracking/Octave

Frequency Band (GHz)	Tracking (dB)
1.0 - 2.0	0.5
2.0 - 4.0	0.5
4.0 - 8.0	0.75
8.0 - 12.4	1.0
12.4 - 15 (2086-6000-00)	2.0
12.4 - 18.0 (2086-6010-00)	2.0

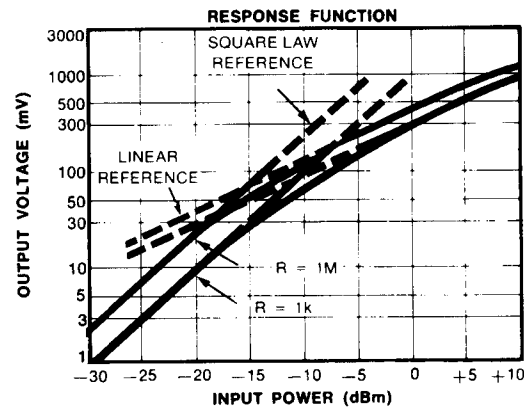
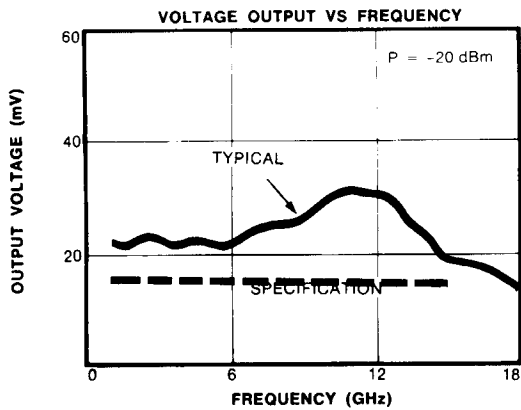
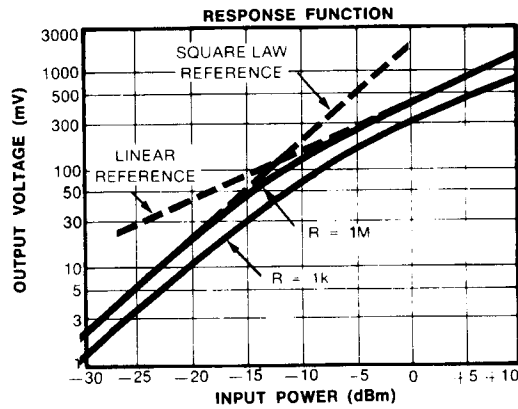
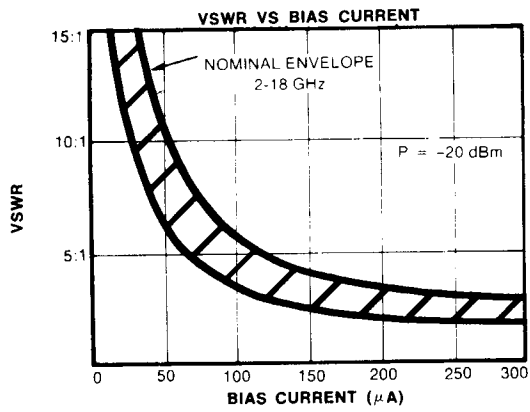
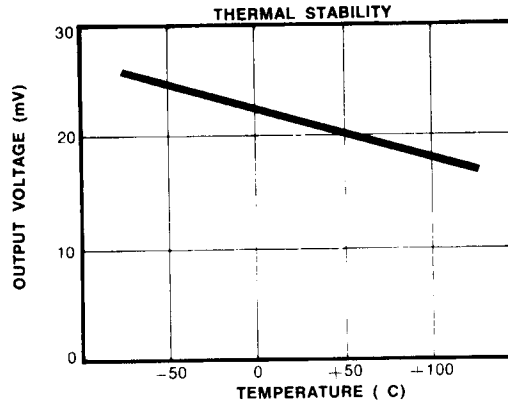
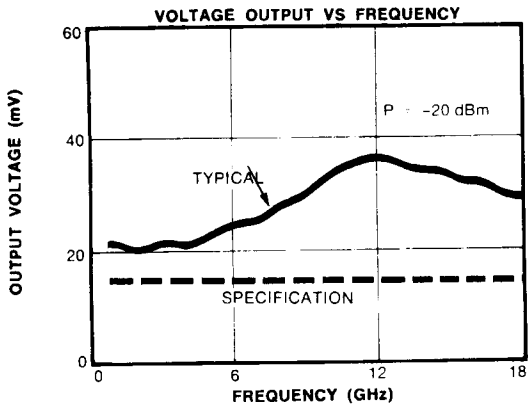
Specifications Subject to Change Without Notice.

M/A-COM, Inc.

15-3

North America: Tel. (800) 366-2266 ■ Asia/Pacific: Tel. +81 (03) 3226-1671 ■ Europe: Tel. +44 (1344) 869 595
Fax (800) 618-8883 Fax +81 (03) 3226-1451 Fax +44 (1344) 300 020

Typical Performance



Specifications Subject to Change Without Notice.