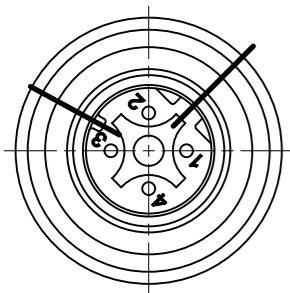


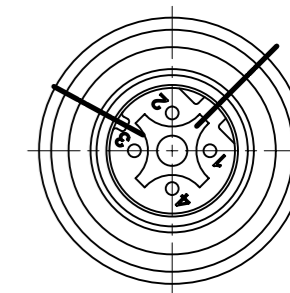
M12 4 POLE MALE



VIEW FROM THE FRONT SIDE

Pin	Wire color
1	OG
2	BU
3	OG/WH
4	BU/WH

M12 4 POLE MALE



VIEW FROM THE FRONT SIDE

Pin	Wire color
1	OG
2	BU
3	OG/WH
4	BU/WH

PART No. MATRIX

E W W A 0 6 0 0 3 M X X X

E=ETHERNET

HEADS:
W=M12 4-Pole Ultra Lock D-Coding
W=M12 4-Pole Ultra Lock D-Coding

HEADS STYLE:
060=MALE STR / MALE STR

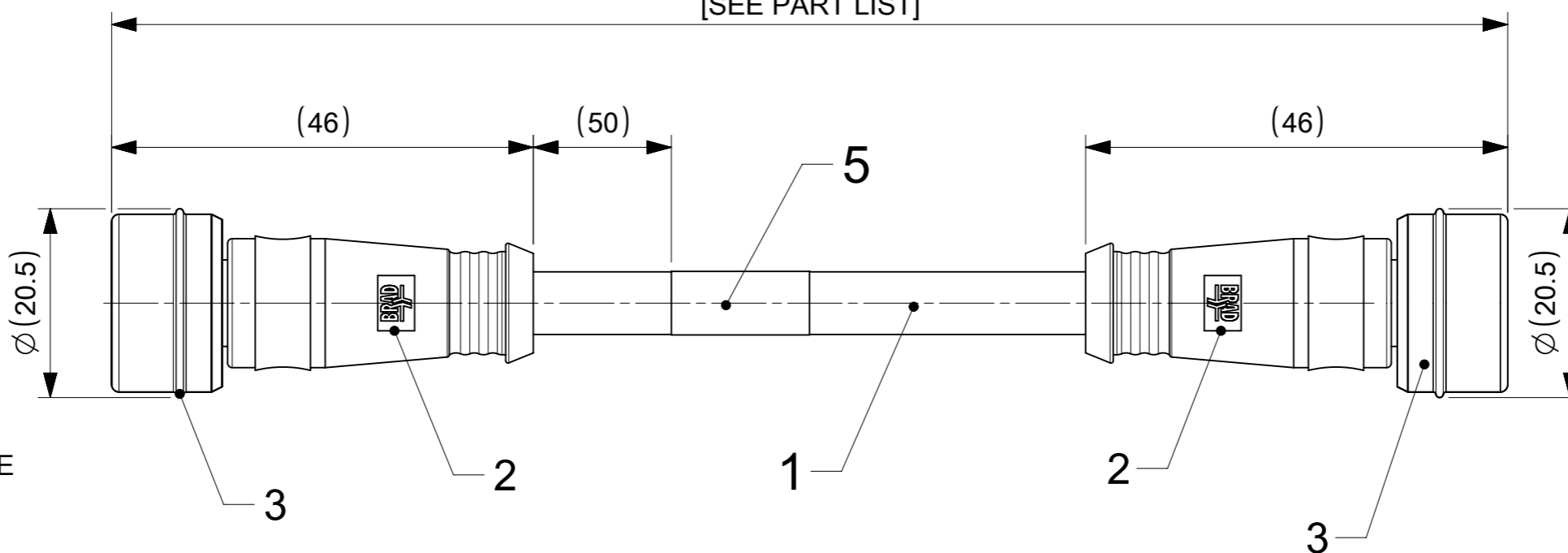
CABLE TYPE

UNITS:
M=METER
T=10x METER

LENGTH EXAMPLES:
005=0.5m
010=1m
150=15m

WIRING TYPE:
A=4 Pole (STRAIGHT WIRED)

L+Tol.
[SEE PART LIST]



VIEW FROM THE FRONT SIDE

VIEW FROM THE FRONT SIDE

BOM

ITEM	QTY.	DESCRIPTION	MATERIAL	FINISH / COLOR
5	1	WRAP LABEL	VINYL	WHITE
4	8	CONTACT MALE	BRASS	GOLD OVER Ni-PLATED
3	2	ULTRALOCK MALE ASSEMBLY	-	-
2	-	MOULDING MATERIAL	TPU	BLACK
1	-	ETHERNET CABLE-CAT5E	PVC	TEAL

PART LIST

MOLEX PN	ENGINEERING No	L+Tol. [mm]
1201080065	EWWA06003M006	600 +45
1201080066	EWWA06003M010	1000+56
1201080067	EWWA06003M100	10000+317
1201080068	EWWA06003M020	2000 +89
1201080069	EWWA06003M050	5000+165

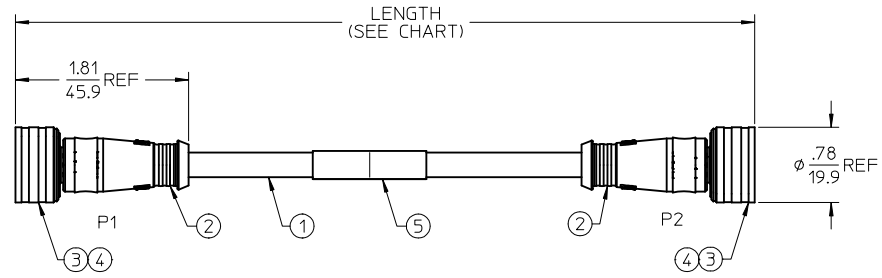

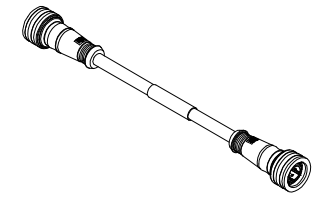
NOTES :

ACC. TO CAT5e ETHERNET STD.
MAX. VOLTAGE : 30V
MAX. CURRENT : 1.5A
IP RATING : IP67
TEMPERATURE RANGE : -20°C TO +75°C

FUNCTIONAL SYMBOLS FA = 0 FE = 0 FE = 0	THIS DRAWING CONTAINS INFORMATION THAT IS PROPRIETARY TO MOLEX ELECTRONIC TECHNOLOGIES, LLC AND SHOULD NOT BE USED WITHOUT WRITTEN PERMISSION	SCALE 3:2	CURRENT REV DESC:		
	GENERAL TOLERANCES (UNLESS SPECIFIED) ANGULAR TOL ± 1.0° 4 PLACES ± 3 PLACES ± 2 PLACES ± 0.05 1 PLACE ± 0.3 0 PLACES ± 0.5	EC NO: 703538 DRWN: SSM CHK'D: RSILLER APPR: RSILLER	2022/03/28 2022/04/22 2022/04/22	<p>MIC 4P M/MP ULLOCK ST/ST XM</p> <p>PRODUCT CUSTOMER DRAWING</p>	
DIVISIONAL SYMBOLS DRAFT WHERE APPLICABLE MUST REMAIN WITHIN DIMENSIONS	THIRD ANGLE PROJECTION	DRAWING A3-SIZE	SERIES 120108		
MATERIAL NUMBER SEE PART LIST		CUSTOMER GENERAL MARKET	DOC TYPE PSD	DOC PART 000	REVISION A
SHEET NUMBER 1 OF 1					

DOCUMENT STATUS	P1	RELEASE DATE	2022/04/22	06:35:57
-----------------	----	--------------	------------	----------

PART NUMBER	ENGINEERING NO.	LENGTH
1201080066	EWWA06003M010	3' 3" +1.75 - 0 [1M +44.5MM - 0]
1201080069	EWWA06003M050	16' 4" +6.0 - 0 [5M +150.0MM - 0]



P1		P2
1	ORANGE	1
2	BLUE	2
3	ORG/WHITE	3
4	BLUE/WHITE	4

WIRING DIAGRAM

- NOTES:
- 1) MATERIAL: SEE TABLE
 - 2) FINISHES: SEE TABLE
 - 3) WRAP LABEL IS MARKED WITH P/N, DATE CODE, VOLTAGE & AMPERAGE.
 - 4) MATES WITH: MICRO CHANGE, 4 POLE RECEPTACLE
 - 5) ELECTRICAL DATA:
 ACCORDING TO CAT5e ETHERNET STANDARD
 INLINE CORDSET
 MALE D-CODING TO MALE D-CODING
 24AWG UNSHIELDED
 POLES: 4
 MAX. VOLTAGE: 125V
 MAX. CURRENT 1.5A
 CONTACT RESISTANCE: <5M Ohm
 INSULATION WITHSTAND: >100M Ohm
 PROTECTION IP67
 TEMPERATURE RANGE: -25°C TO 75°C
 UL E200650
 - 6) PACKAGING:
 CABLE ASSEMBLIES ARE BAGGED SEPERATELY
 IN POLY BAGS WITH BAR CODE LABEL ATTACHED
 TO OUTSIDE OF BAG.
 - 7) ASSEMBLY IS RoHS COMPLIANT.

SALES DRAWING

ITEM	QTY.	DESCRIPTION	MATERIAL	FINISH
5	1	LABEL	PLASTIC FILM	BLACK/YELLOW
4	8	SOCKET CONTACT	COPPER ALLOY	GOLD PLATED
3	2	M12 ULTRA-LOCK HEAD ASSY	TPE	BLACK
2	2	OVERMOLD	PVC	BLACK
1	1	ETHERNET CABLE-CAT5E	PVC JACKET	BLACK

RELEASE DWG EC NO: WNAZ009-0634 DRW: BRUPERT 2009/04/01 CHK: WOODMAN APPR: J. MURPHY 2009/04/08	QUALITY SYMBOLS
	=0 =0
	DESCRIPTION
	REV: A

GENERAL TOLERANCES (UNLESS SPECIFIED)	
mm	INCH
4 PLACES ± .005	± .0004
3 PLACES ± .003	± .0001
2 PLACES ± .002	± .0001
1 PLACE ± .001	± .0001
ANGULAR ± 1/2°	

DRAFT WHERE APPLICABLE MUST REMAIN WITHIN DIMENSIONS

DIMENSION STYLE	
IN/MM	
DRAWN BY	DATE
B. RUPERT	03/30/09
CHECKED BY	DATE
WOODMAN	03/30/09
APPROVED BY	DATE
J. MURPHY	03/30/09
MATERIAL NO.	
SEE CHART	
SIZE	
C	

SCALE	DESIGN UNITS	THIRD ANGLE PROJECTION
1:1	INCH	
TITLE MIC 4P M/MP ULOCK ST/ST		
MOLEX INCORPORATED		SHEET NO. 1 OF 1
DOCUMENT NO. SD-120108-010		
THIS DRAWING CONTAINS INFORMATION THAT IS PROPRIETARY TO MOLEX INCORPORATED AND SHOULD NOT BE USED WITHOUT WRITTEN PERMISSION		