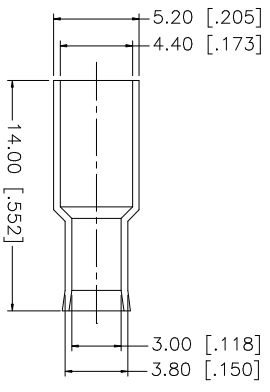
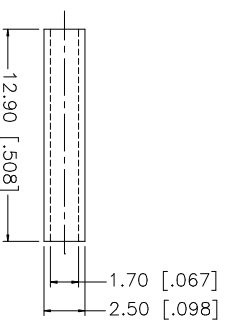
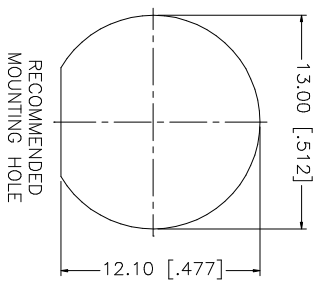
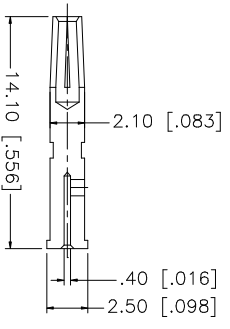
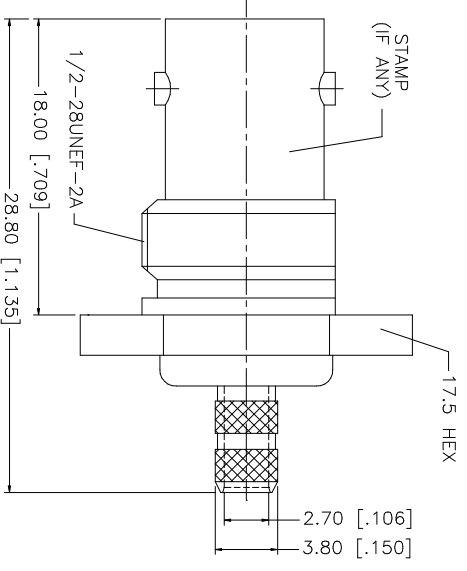
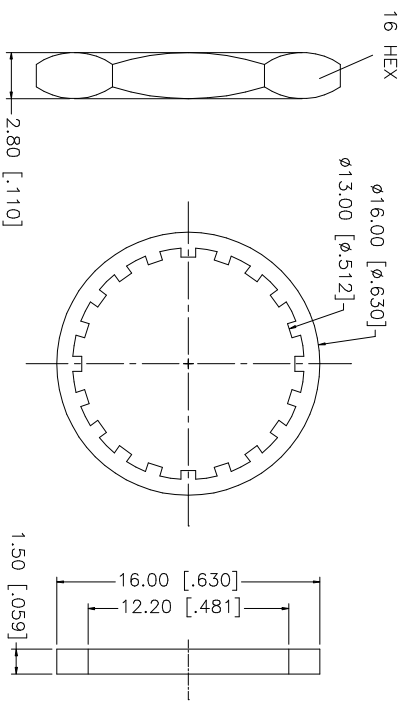
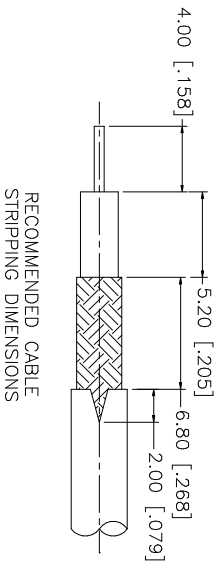


REV.	DATE	DESCRIPTION
A	10/12/03	MODIFY DRAWING FORMAT



- NOTE:
1. CRIMPED FERRULE HEX CRIMP SIZE .178"
  2. CRIMPED CONTACT PIN HEX CRIMP SIZE .068"

QTY	DESCRIPTION	MATERIAL	FINISH
1	FERRULE	COPPER	NICKEL
1	SLEEVE	DELRIIN	NATURAL
1	HEX NUT	BRASS	NICKEL
1	LOCK WASHER	BRASS	NICKEL
1	GASKET	RUBBER	RED
1	CONTACT PIN	PHOS. BRONZE	GOLD
1	INSULATOR	DELRIIN	NATURAL
1	BODY	BRASS	NICKEL

UNLESS OTHERWISE SPECIFIED DIMENSIONS ARE IN MILLIMETERS. DIMENSIONS IN [ ] ARE IN INCHES AND FOR CUSTOMER REFERENCE ONLY.
UNLESS OTHERWISE SPECIFIED TOLERANCES FOR MILLIMETERS ARE: 0.5 - 8mm ± 0.20mm 8 - 30mm ± 0.40mm 30 - 120mm ± 0.50mm
UNLESS OTHERWISE SPECIFIED TOLERANCES FOR INCHES ARE: .020 - .315 = ± 0.007" .315 - 1.180 = ± 0.015" 1.180 - 4.724 = ± 0.020"

APPROVALS	DATE
DRAWN G.R.S.	10/12/03
CHECKED	
ISSUED	
SHEET 1 OF 1	

PART DESCRIPTION	PART NO.
BNC BULKHEAD CRIMP JACK (FOR RG-179/U, 187A/U)	112235

DO NOT SCALE DRAWING	CAD FILE	DWG. NO.	REV.	SIZE	SCALE
	C:/112/112235.DWG	112235.DWG	A	A	NA

**Amphenol Connex**