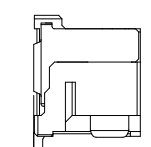
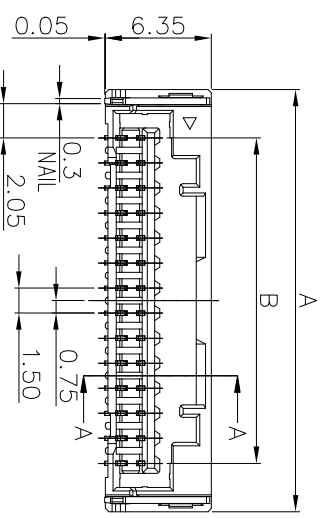
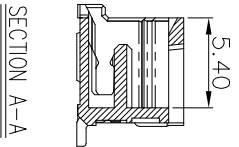
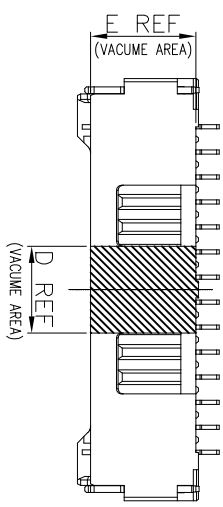
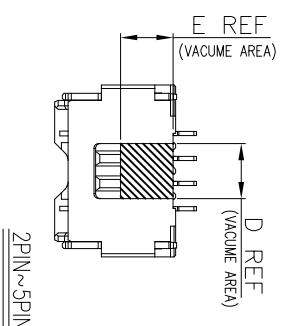
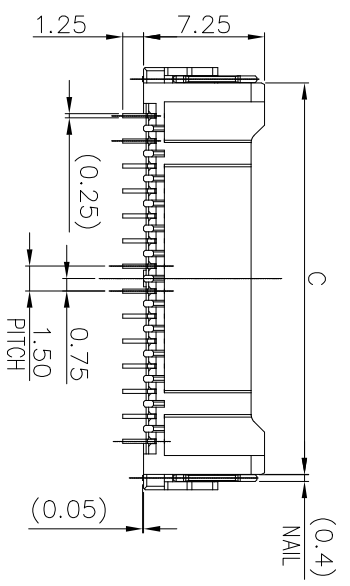


PRODUCT NUMBER
10136353-XXXXLF



CONTACT & NAIL



2PIN~5PIN

- NOTE:
- MATERIAL SPECIFICATION:
 - INSULATION: HIGH TEMP. THERMOPLASTIC, UL 94V-0.
 - CONTACT: COPPER ALLOY
 - NAIL: COPPER ALLOY
 - FINISH SPECIFICATION:
 - CONTACT: NI UNDERPLATE. SEE P/N FOR PLATING ON CONTACT AREA AND TAILS.
 - NAIL: TIN PLATE OVER NI UNDERPLATE.
 - Rohs & HF COMPLIANCE
 - PART NO SCHEME:

10136353- XX X X X X LF

 - EXTENDED CODE
 - CUSTOMIZED No. OF POS
 - BLANK: GENERAL
 - PLATING
 - TIN
 - PACKAGE
 - TAPE AND REEL

- THE CONNECTOR MATES WITH FCI WIRE CONNECTOR, HSG 10135175 AND CRIMPED TERMINAL 10135176
- THE HOUSING WILL WITHSTAND EXPOSURE TO 260°C PEAK TEMPERATURE 10 SEC. IN A CONNECTION REFLOW OVEN.
- PRODUCT SPECIFICATION: GS-12-1321
- PACKAGE SPECIFICATION: GS-14-2471

Pos.	A	B	C	D	E
02	7.30	—	5.5	2.3	2.9
03	8.80	3.00	7.0	2.55	2.9
04	10.30	4.50	8.5	3.3	2.9
05	11.80	6.00	10.0	3.6	2.9
06	13.30	7.50	11.5	2.3	6.0
07	14.80	9.00	13.0	2.5	6.0
08	16.30	10.50	14.5	2.5	6.0
09	17.80	12.00	16.0	3.2	6.0
10	19.30	13.50	17.5	3.2	6.0
11	20.80	15.00	19.0	5.2	6.0
12	22.30	16.50	20.5	5.2	6.0
13	23.80	18.00	22.0	5.2	6.0
14	25.30	19.50	23.5	5.2	6.0
15	26.80	21.00	25.0	5.2	6.0

mat'l. code	surface	tolerance	projection	product family
ISO 1302	ISO 406	ISO 1101	MINITEK 1.5mm WTB	
tolerances unless otherwise specified				

itr	ecn no	dr	date	eng	chr	pppd	revision	sheet
A	New release	Tai	2015-08-05	Kenny Tai	2015-07-31		B	1
B	EIX-N-35389	Jason	2019-12-09	Jason Wang	2019-12-09		B	1

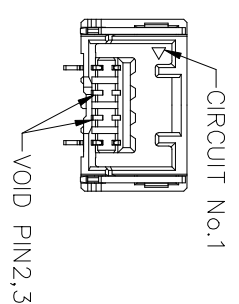
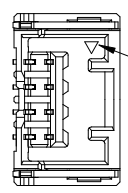
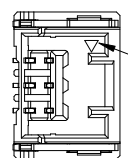
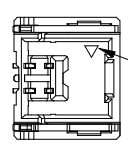
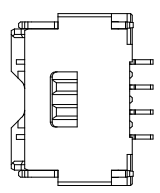
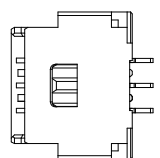
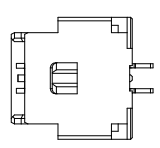
sheet index	revision	sheet	1

sheet index	revision	sheet	1

sheet index	revision	sheet	1

sheet index	revision	sheet	1

PRODUCT NUMBER
10136353-XXXXL1F

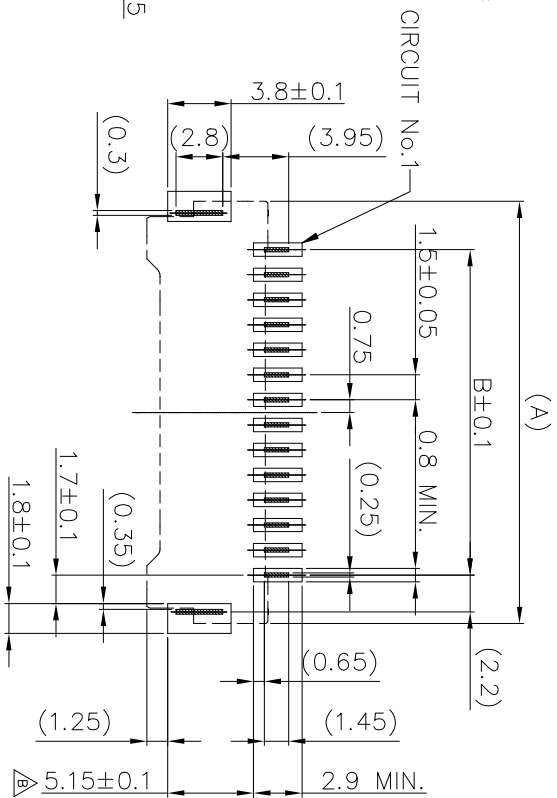
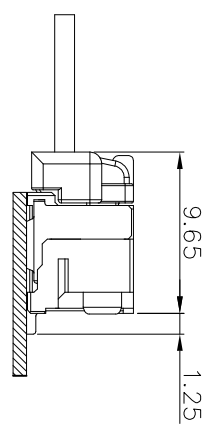
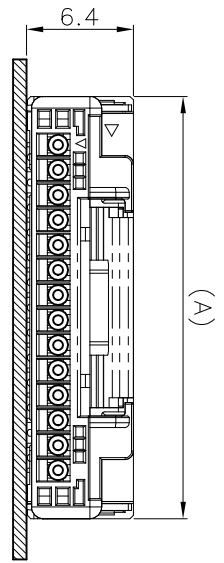
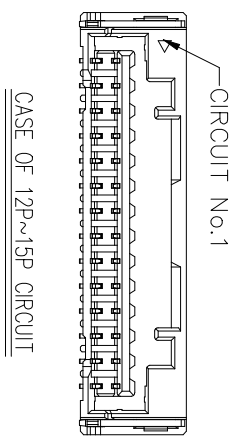
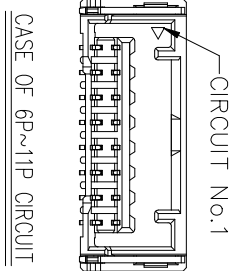


4P CIRCUIT(VOID PIN2,3)
FOR 10136353-04XXXXL1F

CASE OF 2P CIRCUIT

CASE OF 3P CIRCUIT

CASE OF 4P~5P CIRCUIT



RECOMMENDED P.C.B LAYOUT
GENERAL TOLERANCE ±0.05

MATED CONNECTORS

mat'l. code	ecn no		dr	date	surface	tolerance	projection	product family
A	New release	Tol	2015-08-05		ISO 1302	ISO 406	ISO 1104	MINITEK 1.5mm WTB
B	EIX-N-35589	Jason	2019-12-09		tolerances unless otherwise specified			
					angles	.XX±.20	mm	MINITEK 1.5mm RECEPTACLE CONNECTOR
					lineof	.XXX±.100	scale 1:1.1	RIGHT ANGLE SMT
					0±x°			
					dr	Kenny Tai	2015-07-31	dwg no
					engr	Jason Wang	2019-12-09	10136353
					chr			sheet 2 of 2 size
					qppd	TIM YAO	2019-12-09	A3
sheet index	revision	sheet	B	2				Product Customer Drawing