

## Base strip - MC 1.5/ 6-G-3.5-THT - 1937538

Please be informed that the data shown in this PDF Document is generated from our Online Catalog. Please find the complete data in the user's documentation. Our General Terms of Use for Downloads are valid (<http://download.phoenixcontact.com>)

Header, Nominal current: 8 A, Rated voltage (III/2): 160 V, Number of positions: 6, Pitch: 3.5 mm, Color: Black, Contact surface: Tin, Assembly: SMD/THT/THR, User information and design recommendations on through hole reflow technology can be found at: <http://www.combicon.com>



The figure shows a 10-position version of the product

### Why buy this product

- Low-profile THR headers with a compact pitch
- Plug-in direction parallel to the PCB
- 3.5 mm pitch
- Delivery form: box packaging, in bulk for small series
- Delivery form: tape-on-reel packing according to IEC 60286-3 for automated mounting
- Use in SMT reflow processes



### Key commercial data

Packing unit	1
Minimum order quantity	50
Catalog page	Page 196 (CC-2011)
GTIN	 4 017918 890209
Custom tariff number	85366990
Country of origin	GERMANY

### Technical data

#### Dimensions / positions

Length	9.2 mm
Pitch	3.5 mm
Dimension a	17.5 mm
Number of positions	6
Pin dimensions	0,8 x 0,8 mm
Pin spacing	3.50 mm
Hole diameter	1.4 mm

#### Technical data

# Base strip - MC 1.5/ 6-G-3.5-THT - 1937538

## Technical data

### Technical data

Range of articles	MC 1,5/...G-THT
Insulating material group	IIIa
Rated surge voltage (III/3)	2.5 kV
Rated surge voltage (III/2)	2.5 kV
Rated surge voltage (II/2)	2.5 kV
Rated voltage (III/2)	160 V
Rated voltage (II/2)	250 V
Connection in acc. with standard	EN-VDE
Nominal current I <sub>N</sub>	8 A
Nominal voltage U <sub>N</sub>	160 V
Maximum load current	8 A (per position)
Insulating material	PA-GF
Inflammability class according to UL 94	V0
Color	Black
Nominal voltage, UL/CUL Use Group B	300 V
Nominal current, UL/CUL Use Group B	8 A
Nominal voltage, UL/CUL Use Group D	300 V
Nominal current, UL/CUL Use Group D	8 A

## Classifications

### eclass

eCl@ss 4.0	272607xx
eCl@ss 4.1	27260701
eCl@ss 5.0	27260701
eCl@ss 5.1	27260701
eCl@ss 6.0	27260704
eCl@ss 7.0	27440402

### etim

ETIM 3.0	EC001121
ETIM 4.0	EC002637
ETIM 5.0	EC002637

### unspsc

UNSPSC 6.01	30211810
UNSPSC 7.0901	39121409
UNSPSC 11	39121409
UNSPSC 12.01	39121409
UNSPSC 13.2	39121409

## Approvals

### Approvals

# Base strip - MC 1.5/ 6-G-3.5-THT - 1937538

## Approvals


### Approvals

VDE report with production monitoring / GOST / IECCEB Scheme / UL Recognized / cUL Recognized / GOST / cULus Recognized

### Ex Approvals

### Approvals submitted

### Approval details


VDE report with production monitoring 

Nominal current IN	8 A
Nominal voltage UN	160 V


GOST 

IECCEB Scheme

Nominal current IN	8 A
Nominal voltage UN	160 V

UL Recognized 

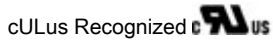
	B	D
Nominal current IN	8 A	8 A
Nominal voltage UN	300 V	300 V

cUL Recognized 

	B	D
Nominal current IN	8 A	8 A
Nominal voltage UN	300 V	300 V

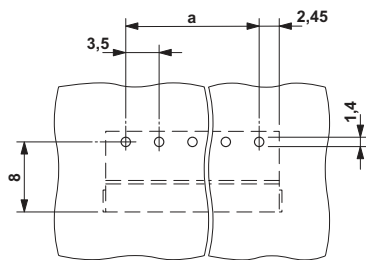
# Base strip - MC 1.5/ 6-G-3.5-THT - 1937538

## Approvals

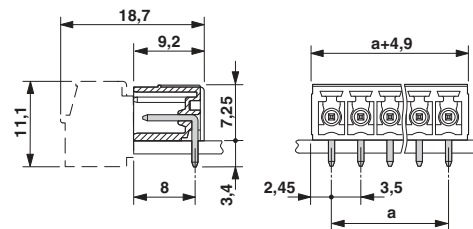


## Drawings

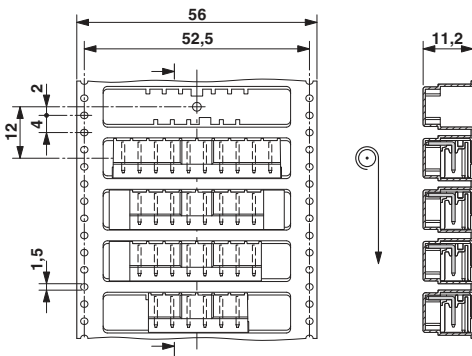
Drilling diagram



Dimensioned drawing

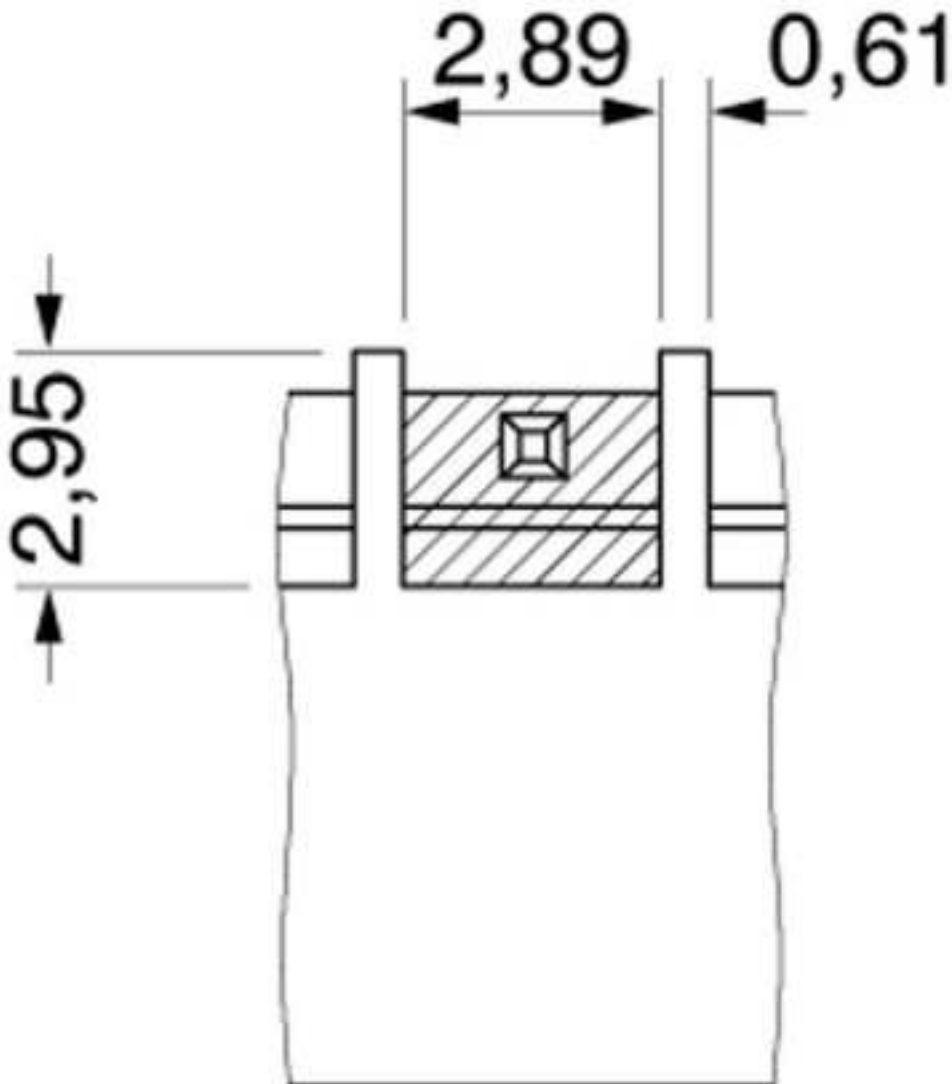


Dimensioned drawing



## Base strip - MC 1.5/ 6-G-3.5-THT - 1937538

Dimensioned drawing



Bottom view, free space for solder paste, 0.3 mm deep