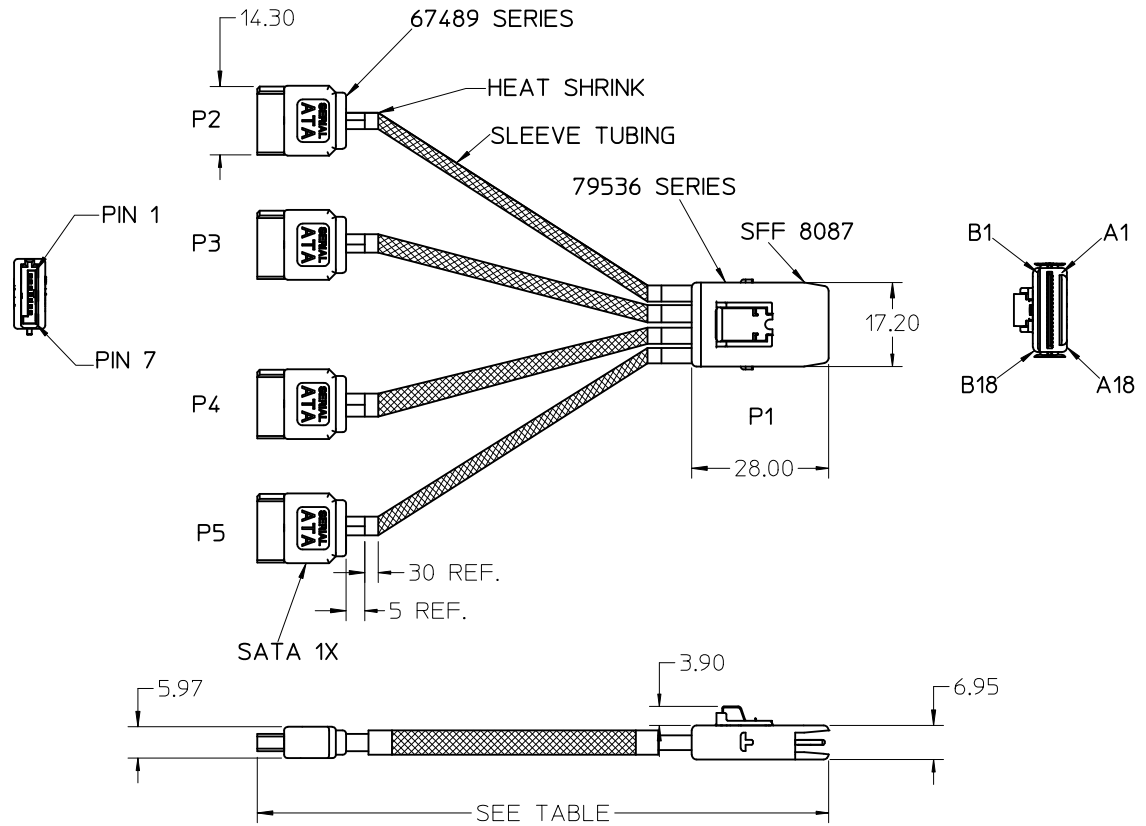


MATERIAL #	APP	AWG	LENGTH(M)	TOL (+/-)	PIN OUT
79576-3000	IPASS ON BP	30	0.152	0.015	PIN OUT 1
79576-3001	IPASS ON BP	30	0.3	0.015	PIN OUT 1
79576-3002	IPASS ON BP	30	0.5	0.015	PIN OUT 1
79576-3006	IPASS ON BP	30	0.6	0.015	PIN OUT 1
79576-3007	IPASS ON BP	26	1	0.030	PIN OUT 1
79576-3008	IPASS ON CTRL	30	0.152	0.015	PIN OUT 2
79576-3009	IPASS ON CTRL	30	0.3	0.015	PIN OUT 2
79576-3003	IPASS ON CTRL	30	0.5	0.015	PIN OUT 2
79576-3004	IPASS ON CTRL	30	0.6	0.015	PIN OUT 2
79576-3005	IPASS ON CTRL	26	1	0.030	PIN OUT 2
79576-3010	IPASS ON CTRL	26	0.178	0.015	PIN OUT 2
79576-3011	IPASS ON CTRL	26	0.267	0.015	PIN OUT 2



NOTES

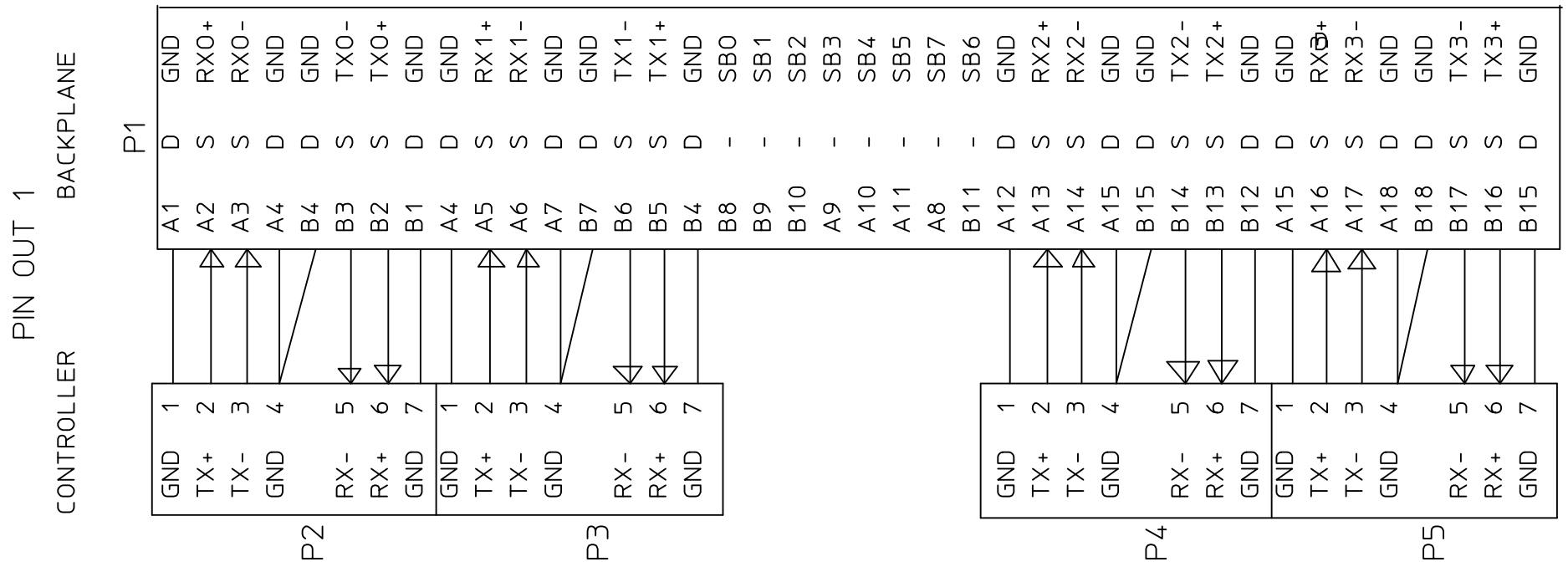
- MATERIAL:
OVER MOLD - POLYPROPYLENE (PP), 94V-0
GLASS FILLED.
LATCH - STAINLESS STEEL ALLOY
CABLE - (8) 26 AWG PARALLEL PAIR, 100 OHM
DIFFERENTIAL IMPEDANCE. INNER DIELECTRIC IS
POLYOLEFIN AND OUTER JACKET IS ALUMINIZED
POLYESTER FOIL.
PCB - FR4
- PRODUCT TO PERFORM PER
PRODUCT SPECIFICATION: PS-79536-001.
- PRODUCT SERIES 79536 MATES TO 75783 (RIGHT ANGLE),
75784 (VERTICAL).
- THIS PRODUCT CONFORMS TO THE MECHANICAL
DIMENSIONING AND ELECTRICAL PERFORMANCE
REQUIREMENTS OF SSF-8086 AND SSF-8087
- PIN OUT CONFORMS TO SAS 1.1 9.0D SECTION 5.2.4.1.3.3 F83

IPASS™ IS A TRADEMARK OF MOLEX

DOC HISTORY ONLY EC NO: USY2011-0032 DRWN:KPHILLIPS 2005/08/23 CHKD:T.HALL 2005/08/23 APPR:DDOYE 2010/08/18 REV DESCRIPTION	QUALITY SYMBOLS ▽=0 ▽=0	GENERAL TOLERANCES (UNLESS SPECIFIED) mm INCH 4 PLACES ± --- ± --- 3 PLACES ± --- ± .01 2 PLACES ± 0.25 ± --- 1 PLACE ± --- ± --- ANGULAR ± 1°	DIMENSION STYLE MM/IN DRAWN BY DATE KPHILLIPS 2005/08/23 CHECKED BY DATE THALL 2005/08/23 APPROVED BY DATE DDOYE 2005/08/23	SCALE 1:1 DESIGN UNITS METRIC THIRD ANGLE PROJECTION	TITLE IPASS CABLE ASSY 36 CKT TO SATA FANOUT CABLE
	DRAFT WHERE APPLICABLE MUST REMAIN WITHIN DIMENSIONS		MATERIAL NO. SEE CHART	DOCUMENT NO. SD-79576-300	SHEET NO. 1 OF 3
	THIS DRAWING CONTAINS INFORMATION THAT IS PROPRIETARY TO MOLEX INCORPORATED AND SHOULD NOT BE USED WITHOUT WRITTEN PERMISSION				
	MOLEX INCORPORATED				

NOTE:

PIN OUT CONFORMS TO SAS 1.1 09D SECTION 5.2.3.2.3.3 FIG 83 AND SECTION 5.2.3.2.3.3 TBL 27

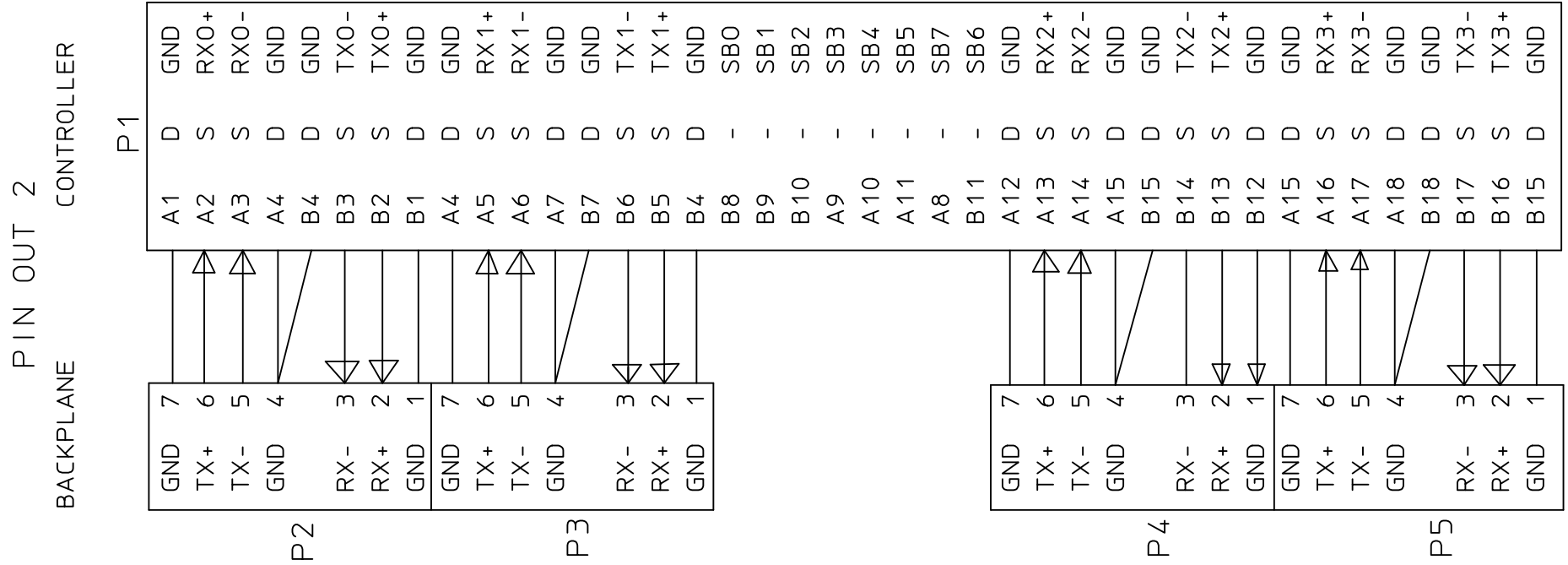


- NOTE:
- 1) D = DRAIN WIRE
 - S = SIGNAL WIRE

DOC HISTORY ONLY EC NO: USY2011-0032 DRWN:KPHILLIPS 2005/08/23 CH'KD:T.HALL 2005/08/23 APPR:DDOYE 2010/08/18 D	QUALITY SYMBOLS = 0 = 0	GENERAL TOLERANCES (UNLESS SPECIFIED)		DIMENSION STYLE MM/IN		SCALE 1:1	DESIGN UNITS METRIC	THIRD ANGLE PROJECTION	
		4 PLACES	± ---	± ---	DRAWN BY KPHILLIPS	DATE 2005/08/23	TITLE IPASS CABLE ASSY 36 CKT TO SATA FANOUT CABLE		
		3 PLACES	± ---	± .01	CHECKED BY THALL	DATE 2005/08/23			
		2 PLACES	± 0.25	± ---	APPROVED BY DDOYE	DATE 2005/08/23	MOLEX INCORPORATED		
1 PLACE	± ---	± ---	MATERIAL NO. SEE CHART		DOCUMENT NO. SD-79576-300	SHEET NO. 2 OF 3			
DRAFT WHERE APPLICABLE MUST REMAIN WITHIN DIMENSIONS				SIZE 		THIS DRAWING CONTAINS INFORMATION THAT IS PROPRIETARY TO MOLEX INCORPORATED AND SHOULD NOT BE USED WITHOUT WRITTEN PERMISSION			

NOTE:

NON-STANDARD PIN OUT WITH SATA BACKPLANE CONNECTORS TWISTED



NOTE:

- 1) D = DRAIN WIRE
- S = SIGNAL WIRE

DOC HISTORY ONLY EC NO: USY2011-0032 DRWN:KPHILLIPS 2005/08/23 CHKD:T.HALL 2005/08/23 APPR:DDOYE 2010/08/18	QUALITY SYMBOLS =0 =0	GENERAL TOLERANCES (UNLESS SPECIFIED)		DIMENSION STYLE MM/IN		SCALE 1:1	DESIGN UNITS METRIC	THIRD ANGLE PROJECTION		
		4 PLACES	± ---	± ---	DRAWN BY KPHILLIPS	DATE 2005/08/23	TITLE IPASS CABLE ASSY 36 CKT TO SATA FANOUT CABLE			
		3 PLACES	± ---	± .01	CHECKED BY THALL	DATE 2005/08/23				
		2 PLACES	± 0.25	± ---	APPROVED BY DDOYE	DATE 2005/08/23	MOLEX INCORPORATED		DOCUMENT NO. SD-79576-300	SHEET NO. 3 OF 3
1 PLACE	± ---	± ---	DRAFT WHERE APPLICABLE MUST REMAIN WITHIN DIMENSIONS		SEE CHART	THIS DRAWING CONTAINS INFORMATION THAT IS PROPRIETARY TO MOLEX INCORPORATED AND SHOULD NOT BE USED WITHOUT WRITTEN PERMISSION				