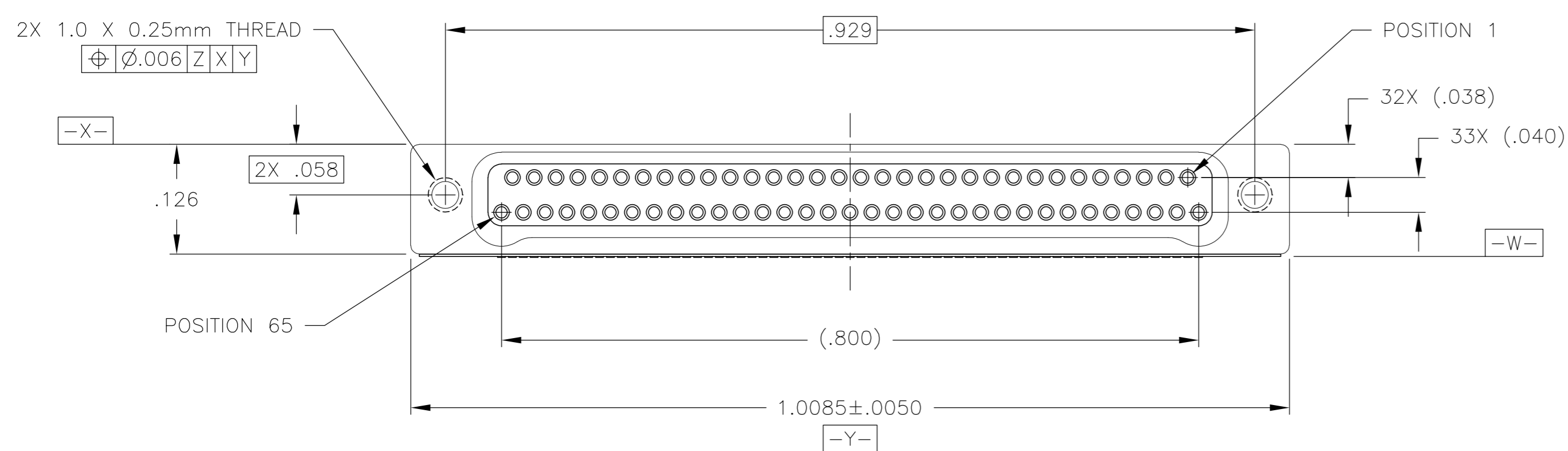
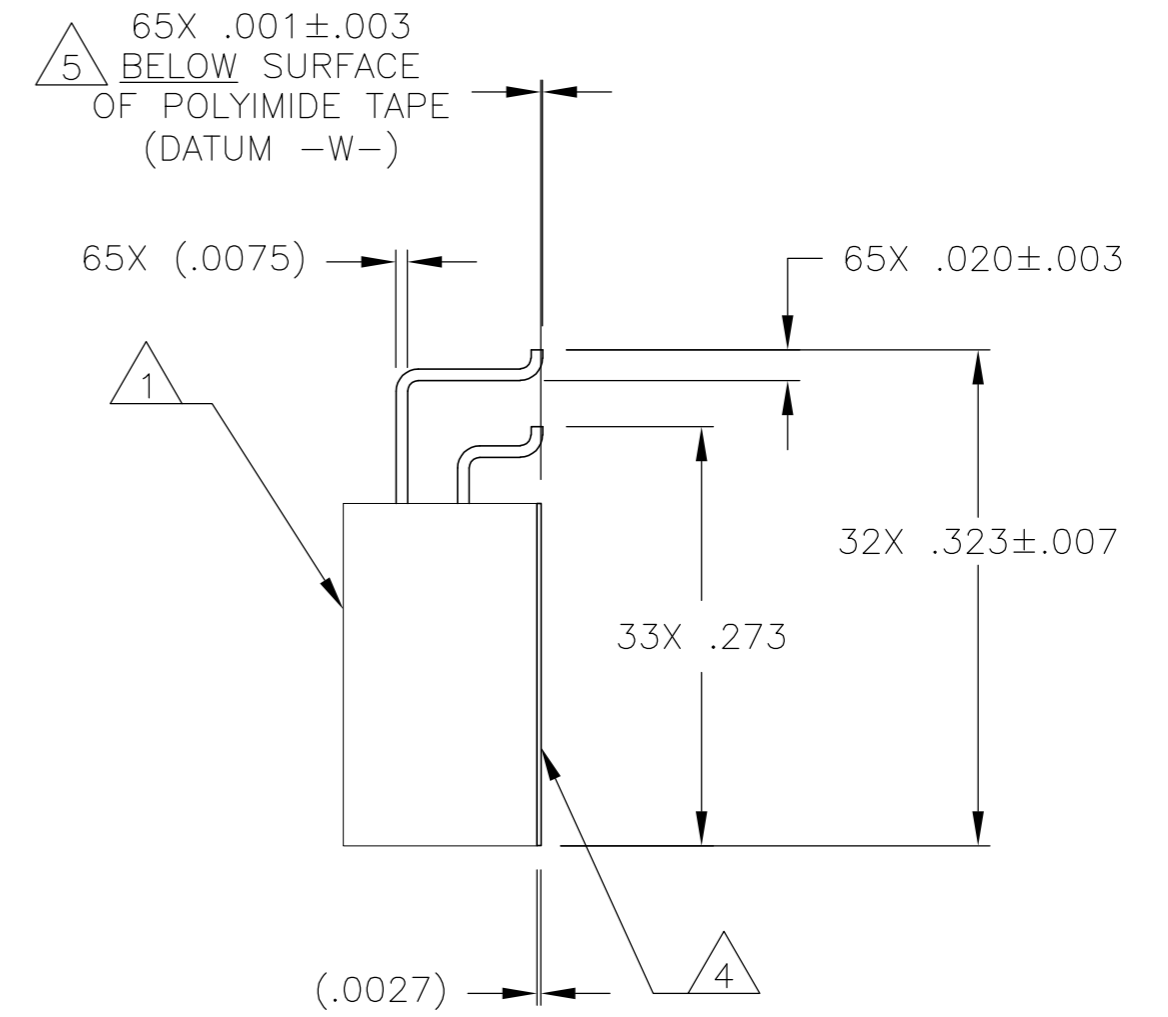
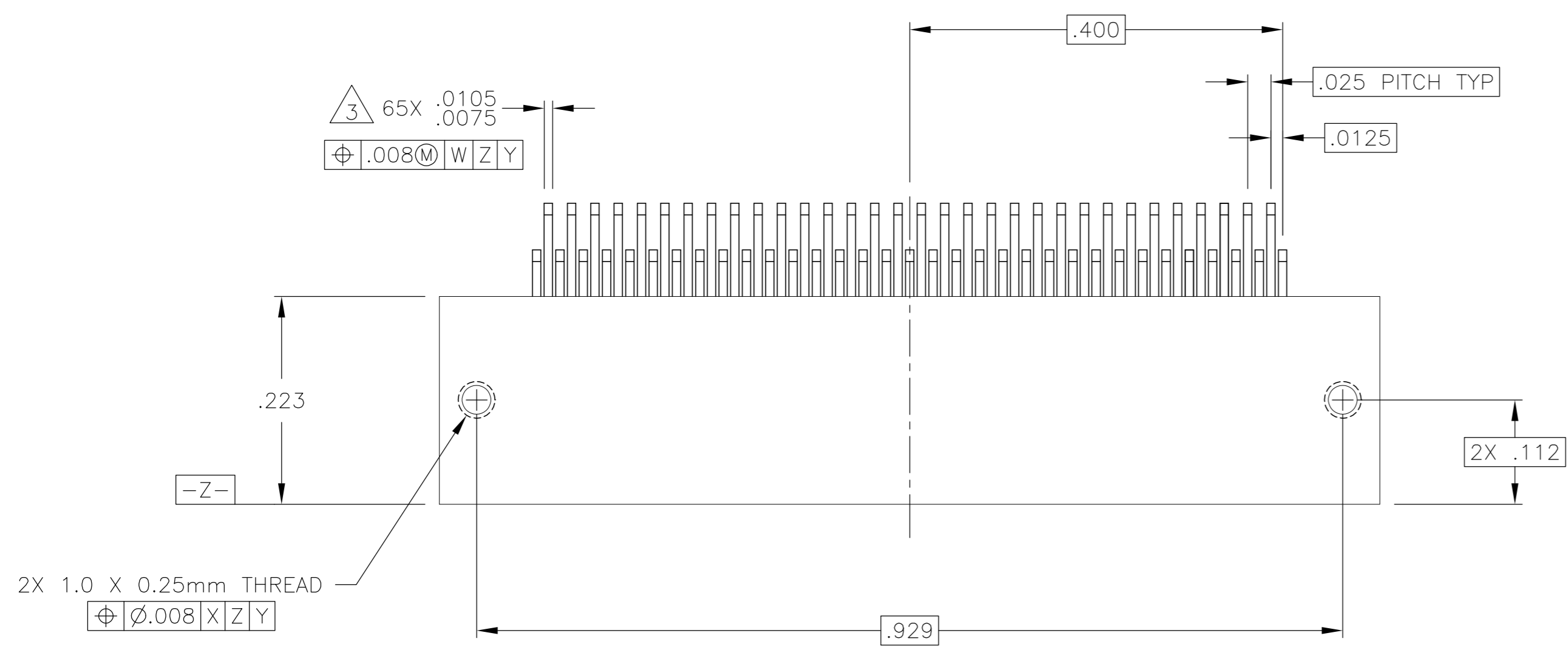


THIS DRAWING IS UNPUBLISHED. RELEASED FOR PUBLICATION  
 © COPYRIGHT BY TYCO ELECTRONICS CORPORATION. ALL RIGHTS RESERVED.

LOC		DIST		REVISIONS			
P	LTR	DESCRIPTION		DATE	DWN	APVD	
	A	PRODUCTION RELEASE PER ECO-07-014279		15JUN07	JDM	MKS	



- 1 SHELL MATERIAL: 6061-T6 ALUMINUM, ELECTROLESS NICKEL PLATED PER SAE-AMS-C-26074  
INSULATOR MATERIAL: LIQUID CRYSTAL POLYMER (LCP) PER MIL-M-24519 OR PER ASTM D5138
- 2 TWO 303 STAINLESS STEEL FLAT FILLISTER HEAD SCREWS, 1.00UNM X .200 LONG, AND TWO G10 FLAT WASHERS, .015 THICK TO BE BAGGED SEPARATE FROM THE CONNECTOR AND SHIPPED WITH EACH ASSEMBLY
- 3 SMT LEADS ARE BeCu, TIN LEAD PLATED 60/40 COMPOSITION PER SAE-AMS-P-81728
- 4 (.0027) INCH THICK POLYIMIDE TAPE SHALL BE APPLIED TO THE BOTTOM SURFACE OF THE CONNECTOR SHELL PRIOR TO FORMING LEADS. THE TAPE SHALL BE TRIMMED TO THE EDGES OF THE SHELL.
- 5 SPECIAL LEAD HEIGHT REQUIRES CUSTOM LEADFORMING TOOLS. THE LEAD HEIGHT SHALL BE MEASURED FROM THE BOTTOM SURFACE OF THE POLYIMIDE TAPE.
- 6 NANONICS PART NUMBER: STM06512670L2CN

CLASS 2

THIS DRAWING IS A CONTROLLED DOCUMENT.		DWN D. MORALES 20MAR2007	Tyco Electronics Corporation Harrisburg, PA 17105-3608	
DIMENSIONS: INCHES		CHK M. STORRY 20MAR2007	NAME RECEPTACLE ASSEMBLY, HORIZONTAL SURFACE MOUNT, TWO ROW DUALLOBE, 65 POSITION, METAL, W/ POLYIMIDE INSULATION, SPECIAL N12670	
TOLERANCES UNLESS OTHERWISE SPECIFIED: 0 PLC ± - 1 PLC ± - 2 PLC ± .010 3 PLC ± .005 4 PLC ± - ANGLES ± 1°		APVD -	PRODUCT SPEC -	SIZE A2
MATERIAL SEE NOTES		FINISH SEE NOTES	APPLICATION SPEC -	CAGE CODE OPJN9
		WEIGHT -	DRAWING NO 5-1589956-0	RESTRICTED TO -
		CUSTOMER DRAWING		SCALE 8:1
		SHEET 1 of 1		REV A

5-1589956-0