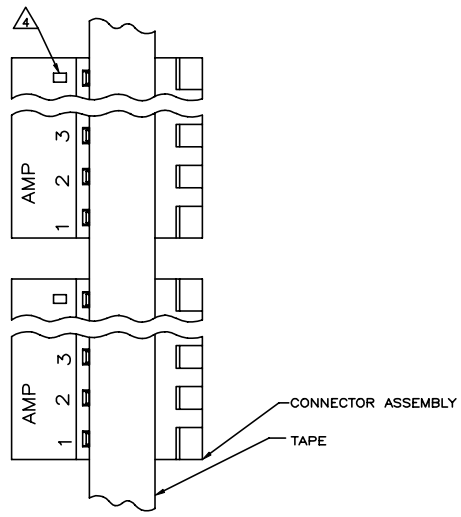
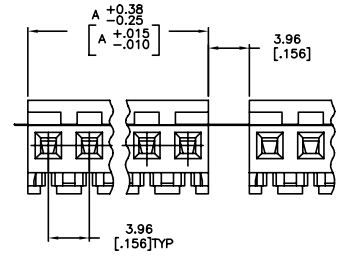
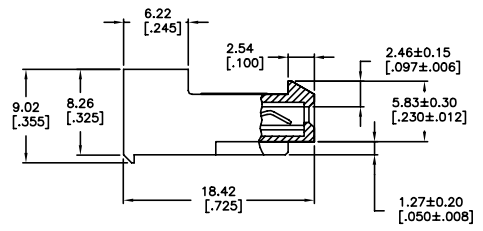


REV	DATE	DESCRIPTION	BY	CHK	APP
CM 54					
U		REVISED PER ECR-20-000820			27MAY2020 PC SW



- △ MATERIAL: CONTACTS - 0.30[.012] THICK COPPER ALLOY BRIGHT TIN-LEAD 0.00203[.000080] MIN THICK FOR CONTACTS 640473-2 THRU 2-640473-4 MATTE WHISKER MITIGATED TIN 0.00203[.000080] MIN THICKNESS OVER NICKEL UNDERPLATE FOR 3-640473-2 THRU 5-640473-4
- 2 CONTACTS ACCEPT 20 AWG WIRE WITH 2.41[.095] MAX INSULATION DIAMETER.
- 3 CONTACTS MUST ACCEPT 1.14±0.03[0.459±.001] SQUARE POST AND REMAIN LOCKED IN POSITION.
- △ 4 IDENTIFICATION NUMBER FOR LAST CIRCUIT MAY NOT APPEAR ON ALL ASSEMBLIES.
- 5 DIMENSIONS IN BRACKETS ARE IN INCHES.
- 6 HOUSING FEATURES ARE: CLOSED END WITH LOCKING RAMP.
- △ 7 OBSOLETE PARTS: OBSOLETE CIS STREAMLINING PER D.RENAUD/D.SINISI
- △ 8 OBSOLETE PARTS



95.10	3.744	24	5-640473-4
91.13	3.588	23	5-640473-3
87.17	3.432	22	5-640473-2
83.21	3.276	21	5-640473-1
79.25	3.120	20	5-640473-0
75.29	2.964	19	4-640473-9
71.32	2.808	18	4-640473-8
67.36	2.652	17	4-640473-7
63.40	2.496	16	4-640473-6
59.44	2.340	15	4-640473-5
55.47	2.184	14	4-640473-4
51.51	2.028	13	4-640473-3
47.55	1.872	12	4-640473-2
43.59	1.716	11	4-640473-1
39.62	1.560	10	4-640473-0
35.66	1.404	9	3-640473-9
31.70	1.248	8	3-640473-8
27.74	1.092	7	3-640473-7
23.77	.936	6	3-640473-6
19.81	.780	5	3-640473-5
15.85	.624	4	3-640473-4
11.89	.468	3	3-640473-3
7.92	.312	2	3-640473-2
95.10	3.744	24	2-640473-4
91.13	3.588	23	2-640473-3
87.17	3.432	22	2-640473-2
83.21	3.276	21	2-640473-1
79.25	3.120	20	2-640473-0
75.29	2.964	19	1-640473-9
71.32	2.808	18	1-640473-8
67.36	2.652	17	1-640473-7
63.40	2.496	16	1-640473-6
59.44	2.340	15	1-640473-5
55.47	2.184	14	1-640473-4
51.51	2.028	13	1-640473-3
47.55	1.872	12	1-640473-2
43.59	1.716	11	1-640473-1
39.62	1.560	10	1-640473-0
35.66	1.404	9	640473-9
31.70	1.248	8	640473-8
27.74	1.092	7	640473-7
23.77	.936	6	640473-6
19.81	.780	5	640473-5
15.85	.624	4	640473-4
11.89	.468	3	640473-3
7.92	.312	2	640473-2

△ SUPERSEDED

△ SUPERSEDED

THIS DRAWING IS A CONTROLLED DOCUMENT. DIMENSIONS: INCHES. DATE: 12-2-81. DESIGNED BY: J. LEWIS. DRAWN BY: J. SWING. CHECKED BY: J. CLARK. DATE: 12-2-81. MATERIAL: BRIGHT. FINISH: FRESH.

TE Connectivity
MTA-156 CONNECTOR ASSEMBLY, 20 AWG, STANDARD TAPE MOUNTED

114-1020
A1 00779 C-640473

CUSTOMER DRAWING SCALE: 4:1 SHEET 1 OF 1 REV U