

2329497-2 ✓ ACTIVE

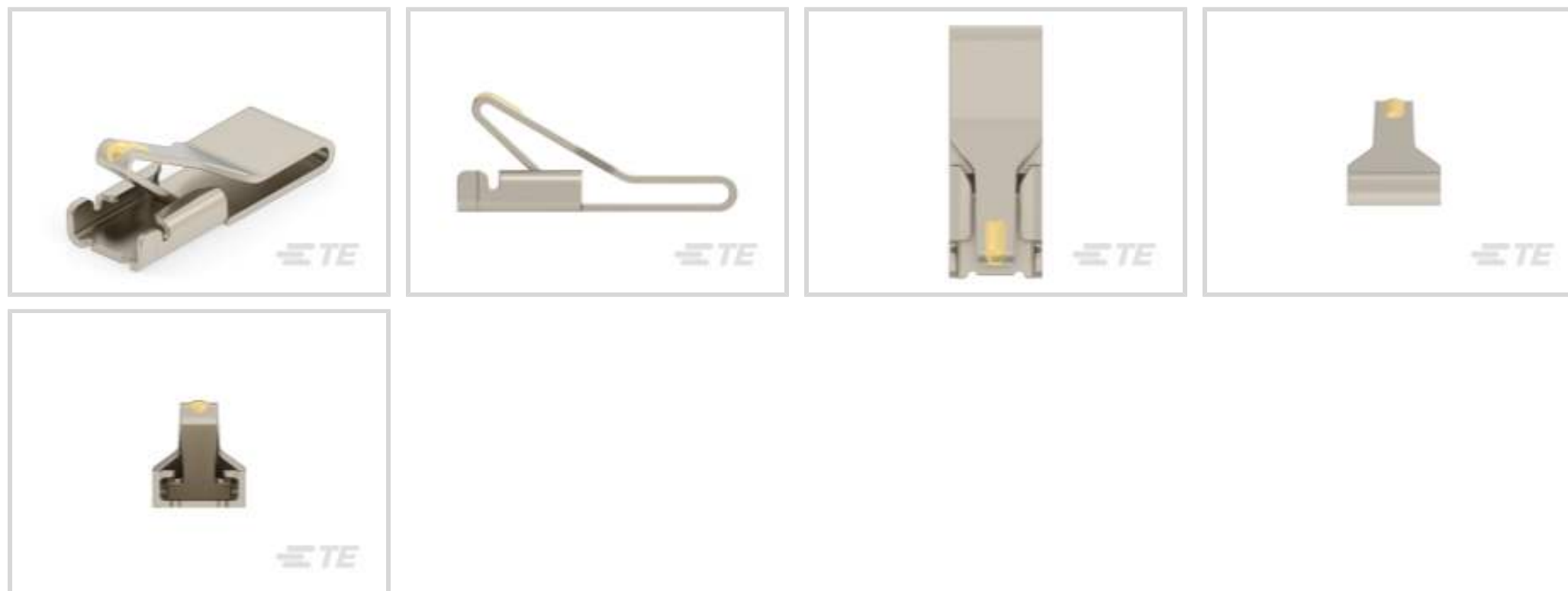
TE Internal #: 2329497-2

PCB Spring Contact, Ultra Small - C-Clip, Side Protected,  
Uncompressed Height 1.15 mm [.045 in], Length 2.7 mm [.106 in],  
Width 1 mm [.039 in]

[View on TE.com >](#)



Connectors > PCB Connectors > Board-to-Board Connectors > PCB Spring Contacts



Spring Finger Type: **Ultra Small - C-Clip**

Scalable: **No**

Side Protected: **Yes**

Uncompressed Height: **1.15 mm [.045 in]**

Product Length: **2.7 mm [.106 in]**

## Features

### Product Type Features

|                                   |                       |
|-----------------------------------|-----------------------|
| Spring Finger Type                | Ultra Small - C-Clip  |
| Scalable                          | No                    |
| Connector System                  | Board-to-Board        |
| Connector & Contact Terminates To | Printed Circuit Board |

### Configuration Features

|                     |     |
|---------------------|-----|
| Side Protected      | Yes |
| Number of Positions | 1   |

### Contact Features

|   |                 |
|---|-----------------|
| Contact Underplating Material                 | Nickel          |
| PCB Contact Termination Area Plating Material | Gold            |
| Contact Base Material                         | Stainless Steel |
| Contact Working Range (Low)                   | .4 mm[.016 in]  |
| Contact Working Range (High)                  | .75 mm[.03 in]  |
| Point of Contact Area Plating Material        | Gold            |



|                              |       |
|------------------------------|-------|
| Contact Current Rating (Max) | 1.5 A |
|------------------------------|-------|

### Dimensions

|                     |                   |
|---------------------|-------------------|
| Uncompressed Height | 1.15 mm [.045 in] |
| Product Length      | 2.7 mm [.106 in]  |
| Product Width       | 1 mm [.039 in]    |

### Usage Conditions

|                             |                            |
|-----------------------------|----------------------------|
| Operating Temperature Range | -40 – 85 °C [-40 – 185 °F] |
|-----------------------------|----------------------------|

### Operation/Application

|                     |                |
|---------------------|----------------|
| Circuit Application | Power & Signal |
|---------------------|----------------|

### Packaging Features

|                    |             |
|--------------------|-------------|
| Packaging Quantity | 10000       |
| Packaging Method   | Tape & Reel |

### Product Compliance

[For compliance documentation, visit the product page on TE.com>](#)

|   |  |
|---|--|
| EU RoHS Directive 2011/65/EU                  | Compliant  |
| EU ELV Directive 2000/53/EC                   | Compliant  |
| China RoHS 2 Directive MIIT Order No 32, 2016 | No Restricted Materials Above Threshold  |
| EU REACH Regulation (EC) No. 1907/2006        | Current ECHA Candidate List: JUNE 2023 (235)<br>Candidate List Declared Against: JAN 2023 (233)<br>Does not contain REACH SVHC |
| Halogen Content                               | Low Halogen - Br, Cl, F, I < 900 ppm per homogenous material. Also BFR/CFR/PVC Free  |
| Solder Process Capability                     | Not reviewed for solder process capability   |

#### Product Compliance Disclaimer

This information is provided based on reasonable inquiry of our suppliers and represents our current actual knowledge based on the information they provided. This information is subject to change. The part numbers that TE has identified as EU RoHS compliant have a maximum concentration of 0.1% by weight in homogenous materials for lead, hexavalent chromium, mercury, PBB, PBDE, DBP, BBP, DEHP, DIBP, and 0.01% for cadmium, or qualify for an exemption to these limits as defined in the Annexes of Directive 2011/65/EU (RoHS2). Finished electrical and electronic equipment products will be CE marked as required by Directive 2011/65/EU. Components may not be CE marked. Additionally, the part numbers that TE has identified as EU ELV compliant have a maximum concentration of 0.1% by weight in homogenous materials for lead, hexavalent chromium, and mercury, and 0.01% for cadmium, or qualify for an exemption to these limits as defined in the Annexes of Directive 2000/53/EC (ELV). Regarding the REACH Regulation, the information TE provides on SVHC in articles for this part number is based on the latest European Chemicals Agency (ECHA) 'Guidance on requirements for substances in articles' posted at this URL: <https://echa.europa.eu/guidance-documents/guidance-on-reach>

## Compatible Parts



TE Part # 1513430-1  
PCB ANTENNA SINGLE BAND TAPE AND REELED



TE Part # 2292838-3  
PLATED SPRING FINGER WITH PACKAGING

## Customers Also Bought



TE Part # 1-175216-2  
DYNAMIC D-3 REC CONT. S AU 0.38 L/P



TE Part # 953118-1  
40pos MQS .63 header 180deg



TE Part # 1-480319-0  
02P CMNL CAP HSG NATL



TE Part # 2108610-5  
1.4H SPRING FINGER WITH EMBOSS




TE Part # 1447360-8  
SHIELD FINGER 1312 A TYPE



TE Part # 1447009-5  
SHIELD FINGER 0820 TYPE




TE Part # 2108693-4  
1.1H SPRING FINGER WITH EMBOSS



TE Part # 2199248-5  
SHIELD FINGER, LOOSE PIECE, TYPE A, 1.3H



TE Part # 2306454-3  
SPRING FINGER 2.3H



TE Part # YAS020-11SN0000000  
RECEPT ASSY. 2 HOLE. AS TYPE 0.

## Documents

[Product Drawings](#)  
[SPRING FINGER 1.15H](#)

English

[CAD Files](#)  
[3D PDF](#)



3D

Customer View Model

[ENG\\_CVM\\_CVM\\_2329497-2\\_A.2d\\_dxf.zip](#)

English

Customer View Model

[ENG\\_CVM\\_CVM\\_2329497-2\\_A.3d\\_igs.zip](#)

English

Customer View Model

[ENG\\_CVM\\_CVM\\_2329497-2\\_A.3d\\_stp.zip](#)

English

By downloading the CAD file I accept and agree to the [Terms and Conditions](#) of use.

---

### Product Specifications

[Quality Specification](#)

English

---

### Product Environmental Compliance

[Product Compliance](#)

English

[Product Compliance](#)

English