

281742-4 ✓ ACTIVE

AMPMODU | AMPMODU HE 13/HE 14

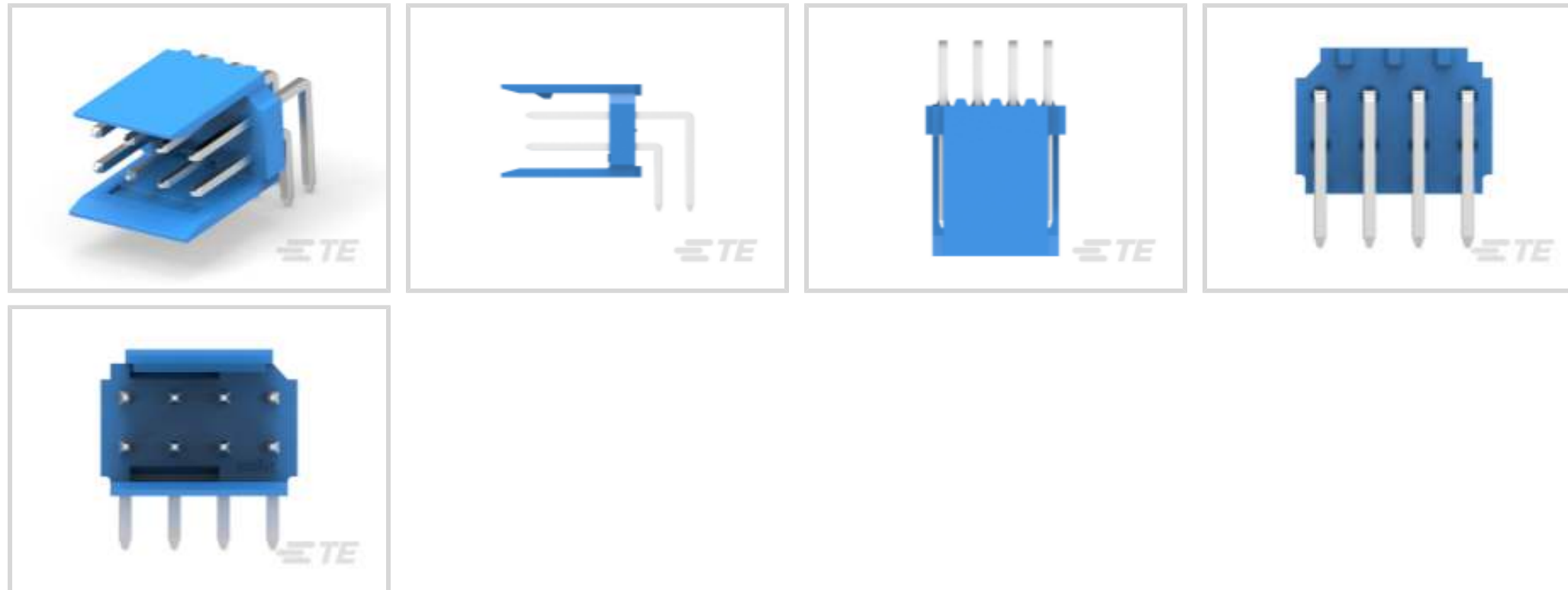
TE Internal #: 281742-4

PCB Mount Header, Right Angle, Wire-to-Board, 8 Position, 2.54 mm [.1 in] Centerline, Partially Shrouded, Tin, AMPMODU HE 13 /HE 14

[View on TE.com >](#)



Connectors > PCB Connectors > PCB Headers & Receptacles > HE13/HE14 TH Headers, DRRA



Connector System: **Wire-to-Board**

Number of Positions: **8**

Number of Rows: **2**

Centerline (Pitch): **2.54 mm [.1 in]**

PCB Mount Orientation: **Right Angle**

[All HE13/HE14 TH Headers, DRRA \(20\)](#)

Features

Product Type Features

Connector System	Wire-to-Board
Header Type	Partially Shrouded
Sealable	No
Connector & Contact Terminates To	Printed Circuit Board
PCB Connector Assembly Type	PCB Mount Header

Configuration Features

Connector Contact Load Condition	Fully Loaded
Number of Positions	8
Number of Rows	2
PCB Mount Orientation	Right Angle

Electrical Characteristics

Insulation Resistance	1000 MΩ
-----------------------	---------



Dielectric Withstanding Voltage (Max)	500 V
---------------------------------------	-------

Body Features

Primary Product Color	Blue
-----------------------	------

Contact Features

Contact Mating Area Length	7 mm
Mating Square Post Dimension	.64 mm[.025 in]
Contact Mating Area Plating Material Thickness	.8 μ m[31 μ in]
Contact Shape & Form	Square
Contact Mating Area Plating Material Finish	Matte
Contact Underplating Material	Nickel
PCB Contact Termination Area Plating Material	Tin
Contact Base Material	Phosphor Bronze
Contact Mating Area Plating Material	Tin
Contact Type	Pin
Contact Current Rating (Max)	3 A

Termination Features

Square Termination Post & Tail Dimension	.63 mm[.025 in]
Termination Post & Tail Length	2.9 mm
Termination Method to Printed Circuit Board	Through Hole - Solder

Mechanical Attachment

Mating Alignment Type	Polarization
Mating Retention	With
Panel Mount Feature	Without
Connector Mounting Type	Board Mount
Mating Alignment	With
PCB Mount Retention	Without

Housing Features

Housing Material	High Temperature Thermoplastic
Centerline (Pitch)	2.54 mm[.1 in]

Dimensions

Row-to-Row Spacing	2.54 mm[.1 in]
--------------------	----------------

Usage Conditions



Operating Temperature Range	-40 – 100 °C[-40 – 212 °F]
-----------------------------	----------------------------

Operation/Application

Circuit Application	Signal
---------------------	--------

Industry Standards

UL Flammability Rating	UL 94V-0
------------------------	----------

Packaging Features

Packaging Quantity	500
--------------------	-----

Packaging Type	Box
----------------	-----

Product Compliance

[For compliance documentation, visit the product page on TE.com>](#)

EU RoHS Directive 2011/65/EU	Compliant
------------------------------	-----------

EU ELV Directive 2000/53/EC	Compliant
-----------------------------	-----------

China RoHS 2 Directive MIIT Order No 32, 2016	No Restricted Materials Above Threshold
---	---

EU REACH Regulation (EC) No. 1907/2006	Current ECHA Candidate List: JUNE 2023 (235) Candidate List Declared Against: JUNE 2023 (235) Does not contain REACH SVHC
--	---

Halogen Content	Not Low Halogen - contains Br or Cl > 900 ppm.
-----------------	--

Solder Process Capability	Wave solder capable to 265°C
---------------------------	------------------------------


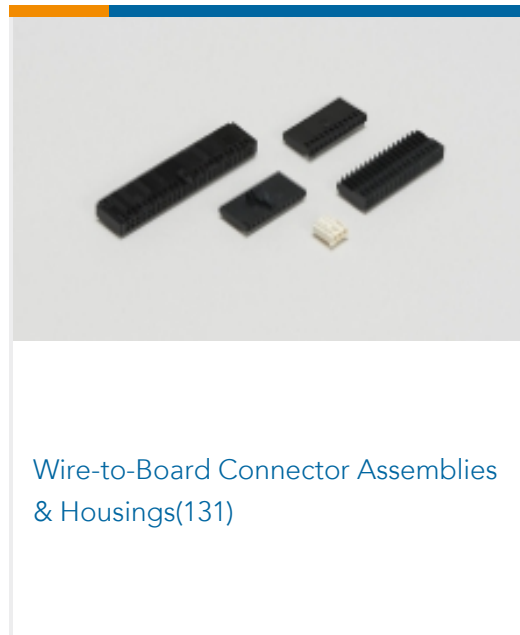
Product Compliance Disclaimer

This information is provided based on reasonable inquiry of our suppliers and represents our current actual knowledge based on the information they provided. This information is subject to change. The part numbers that TE has identified as EU RoHS compliant have a maximum concentration of 0.1% by weight in homogenous materials for lead, hexavalent chromium, mercury, PBB, PBDE, DBP, BBP, DEHP, DIBP, and 0.01% for cadmium, or qualify for an exemption to these limits as defined in the Annexes of Directive 2011/65/EU (RoHS2). Finished electrical and electronic equipment products will be CE marked as required by Directive 2011/65/EU. Components may not be CE marked. Additionally, the part numbers that TE has identified as EU ELV compliant have a maximum concentration of 0.1% by weight in homogenous materials for lead, hexavalent chromium, and mercury, and 0.01% for cadmium, or qualify for an exemption to these limits as defined in the Annexes of Directive 2000/53/EC (ELV). Regarding the REACH Regulation, the information TE provides on SVHC in articles for this part number is based on the latest European Chemicals Agency (ECHA) 'Guidance on requirements for substances in articles' posted at this URL: <https://echa.europa.eu/guidance-documents/guidance-on-reach>

Compatible Parts



Also in the Series | AMPMODU HE 13/HE 14



Customers Also Bought



Documents

[Product Drawings](#)
[HEADER HE14 RA 2X4 P](#)

English

[CAD Files](#)
[Customer View Model](#)
[ENG_CVM_CVM_281742-4_G.2d_dxf.zip](#)



English

[3D PDF](#)

3D

Customer View Model

[ENG_CVM_CVM_281742-4_G.3d_igs.zip](#)

English

Customer View Model

[ENG_CVM_CVM_281742-4_G.3d_stp.zip](#)

English

By downloading the CAD file I accept and agree to the [Terms and Conditions](#) of use.

Product Specifications

[Product Specification](#)

French

Product Environmental Compliance

[Product Compliance](#)

English

[Product Compliance](#)

English