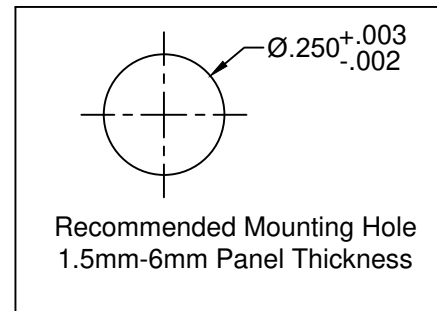
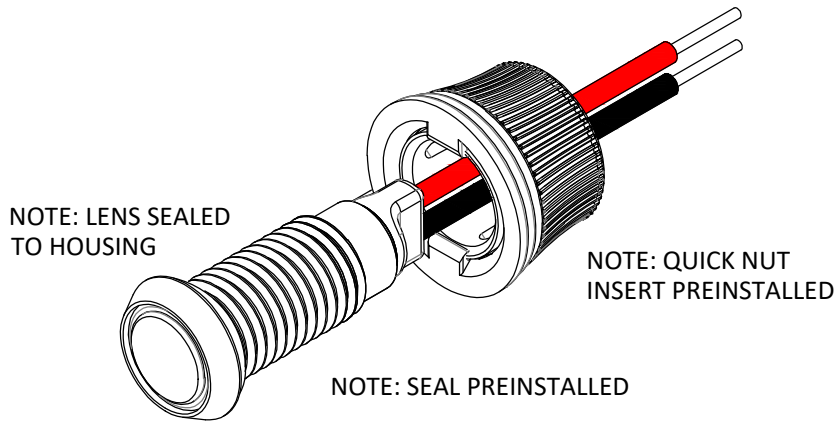
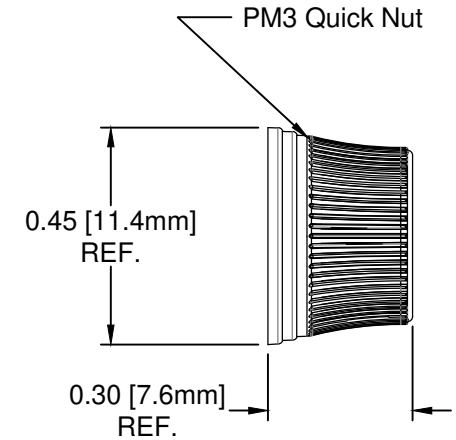
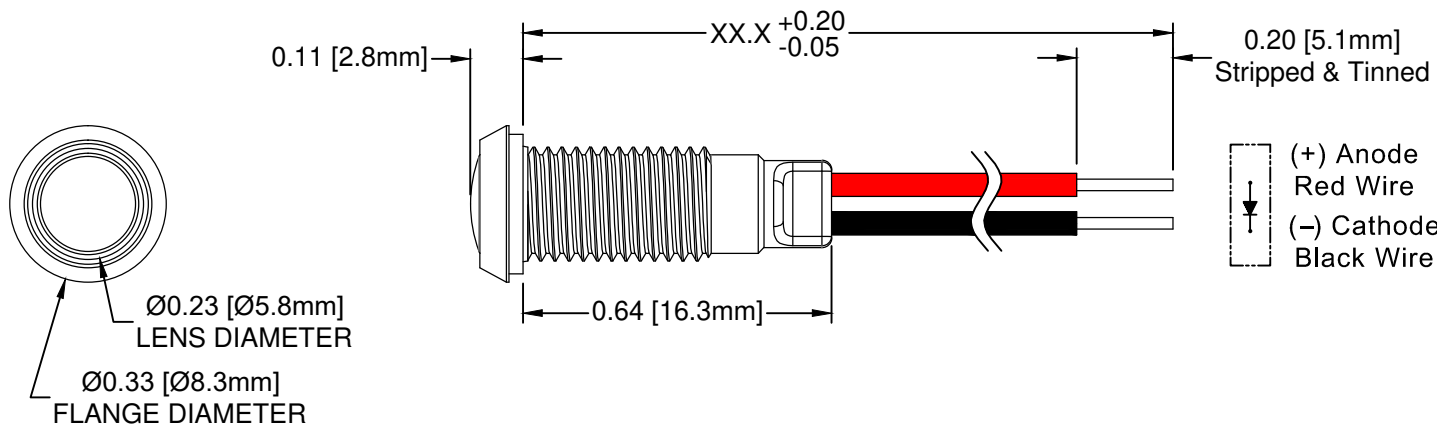


REV.	DESCRIPTION	DATE	APPROVED
A	Engineering Release	03/17/14	J. C.
B	Updated LED Optical Characteristics	09/15/15	J. C.
C	Updated per EOL Notice	06/16/20	A. V.



EXAMPLE:
PM3-KNGDW6.5

Wire Length in
0.5" Increments

LED Color

Series

CUSTOMER USE DRAWING

- NOTES:
1. ROHS COMPLIANT
 2. MOUNTING HARDWARE SHIPPED NON-ASSEMBLED

STANDARD TOLERANCE (UNLESS OTHERWISE SPECIFIED)		 4 THOMAS, IRVINE, CA. 92618 TEL: (949) 951-8808 FAX: (949) 951-3974			
DECIMALS	ANGULAR				
.X ± .1	X° ± 1°	 TITLE: Quick-Mount Panel Mount Indicator w/ Wire			
.XX ± .02					
.XXX ± .010		DESIGNED: Brian Oliver	DATE: 03/17/14	PART NO: PM3-KNXXXWXX.X	REVISION: C
		REVISOR: V. Chavez	DATE: 06/16/20	SHEET SIZE A	CAGE CODE: 32559
		CHECKED: A. Valdez	DATE: 06/16/20	SCALE: N/A	SHEET # 1 OF 2
CAD GENERATED DOCUMENT. DO NOT MEASURE DRAWING					

REV.	DESCRIPTION	DATE	APPROVED
	SEE SHEET #1		

Assembly Part Number	LED Part Number	Peak Wave Length λ_p (nm)	Emitted Color	Electro-Optical Data @ 20mA		Viewing Angle
				Typ Vf (VDC)	Assembly Iv (mcd)	
				TYP	TYP	
PM3-KNADWXX.X	3SAD-S	610	AMBER	2.0	45	120
PM3-KNGDWXX.X	3SGD-S	568	GREEN	2.1	14	120
PM3-KNRDWXX.X	3SRD-S	645	RED	1.7	18	120

ABSOLUTE MAXIMUM RATINGS (Ta = 25°C)

MAXIMUM REVERSE VOLTAGE _____	5V
MAXIMUM POWER DISSIPATION _____	150 mW
OPERATING TEMPERATURE RANGE _____	-30°C ~ 85°C
STORAGE TEMPERATURE _____	-40°C ~ 85°C

CUSTOMER USE DRAWING

** BIVAR PROPRIETARY INFORMATION FOR INTERNAL USE ONLY **

		BIVAR [®]	
CAGE CODE:	32559	PART NO:	PM3-KNXXXWXX.X
SHEET SIZE:	A	SCALE:	N/A
		REVISION:	C
		SHEET #	1 OF 2
<small>CAD GENERATED DOCUMENT, DO NOT MEASURE DRAWING</small>			