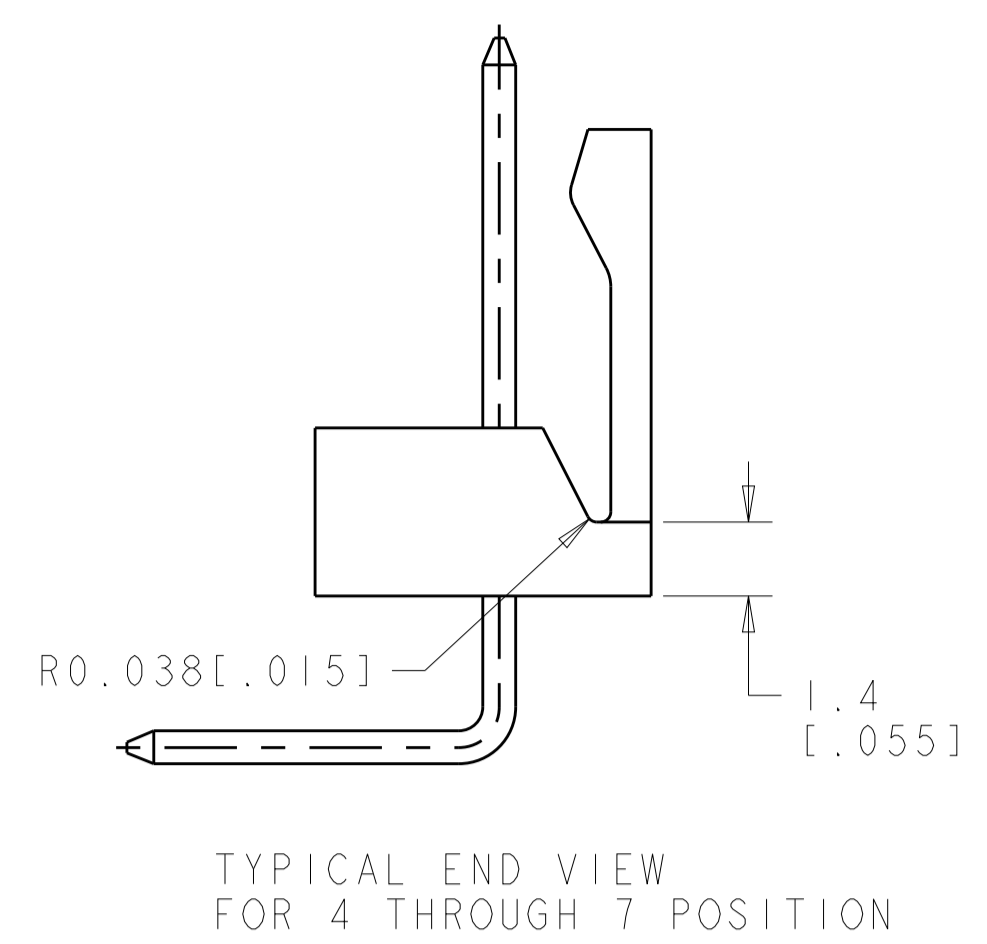
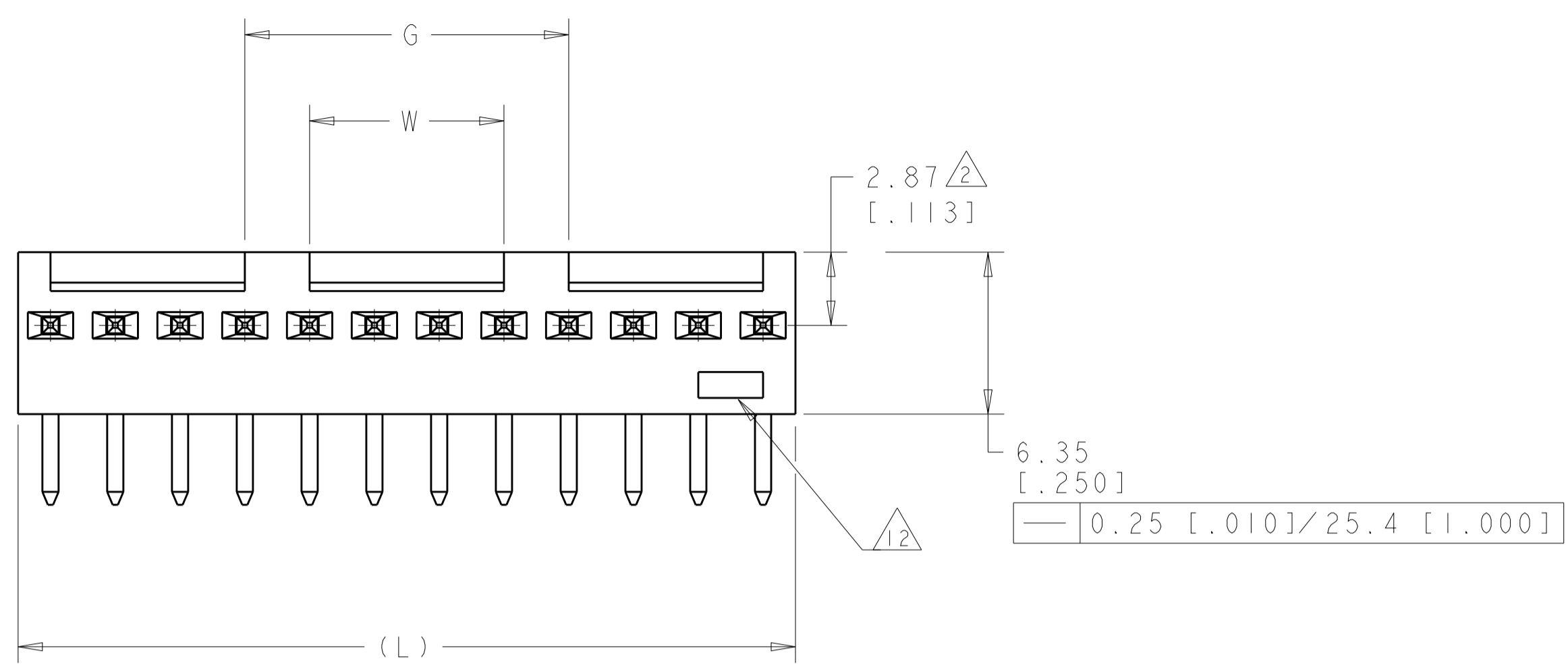
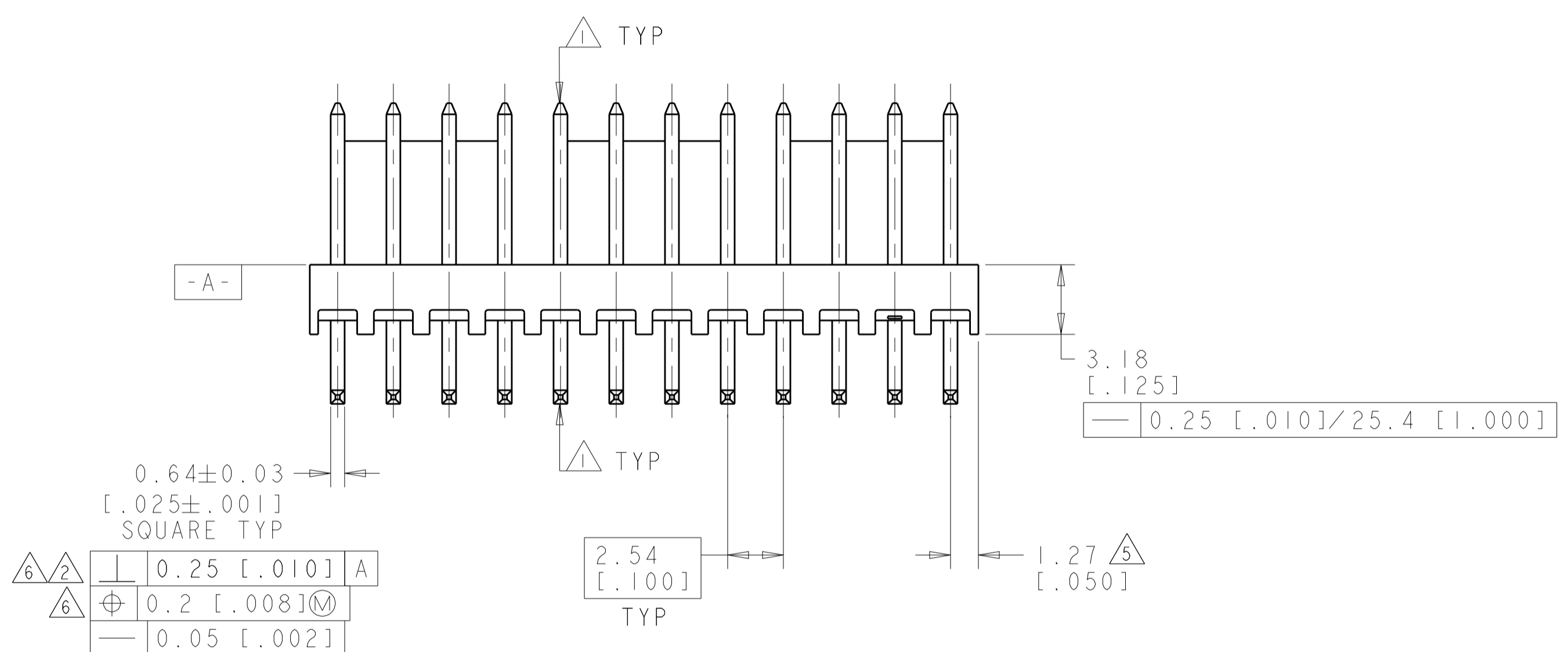
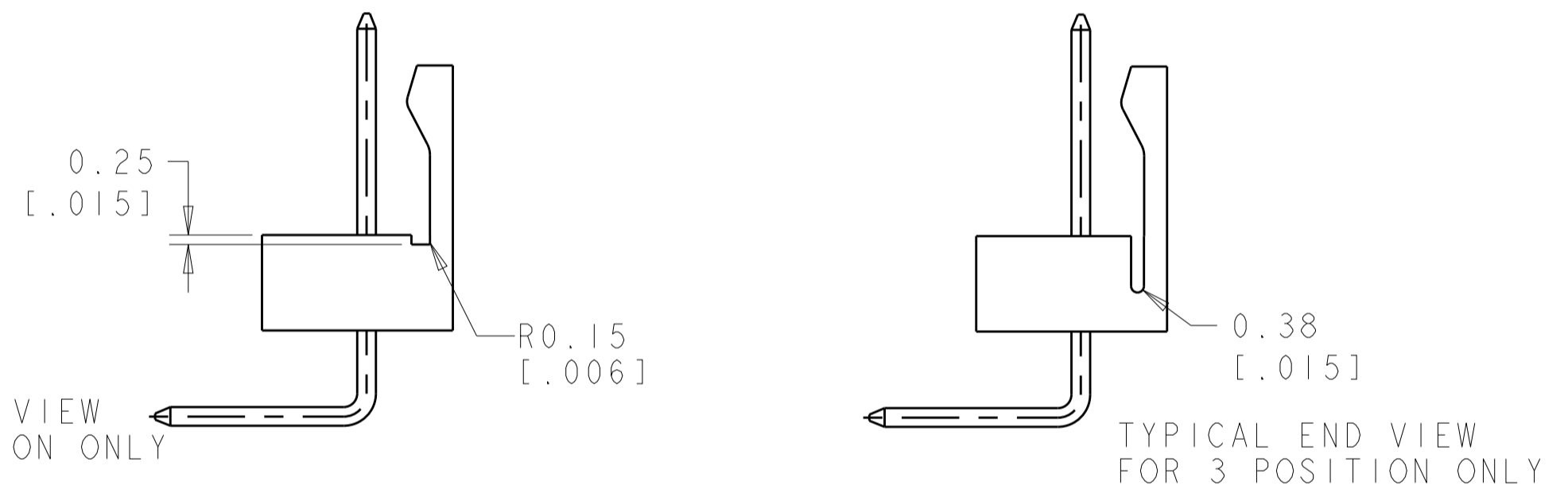
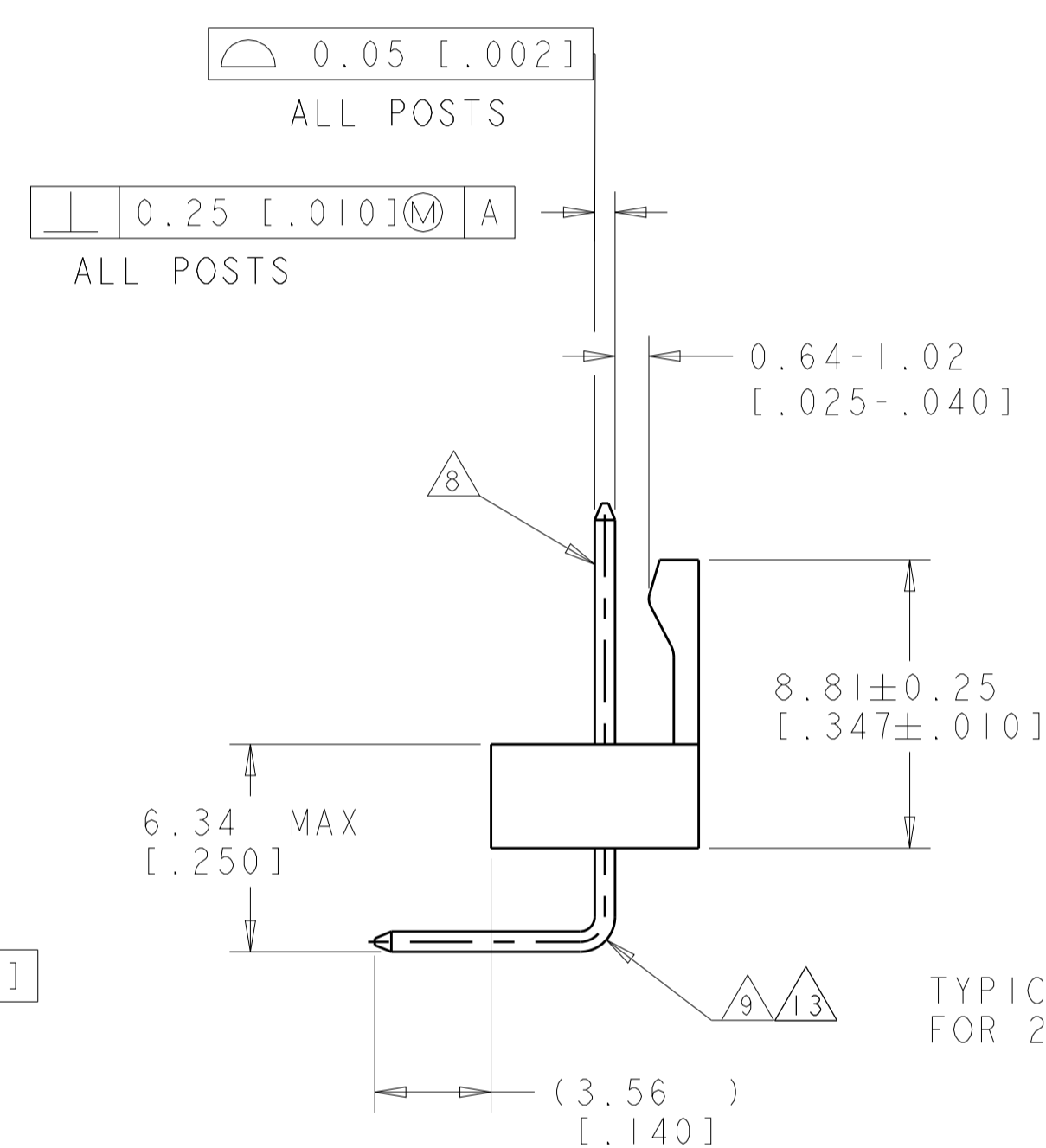


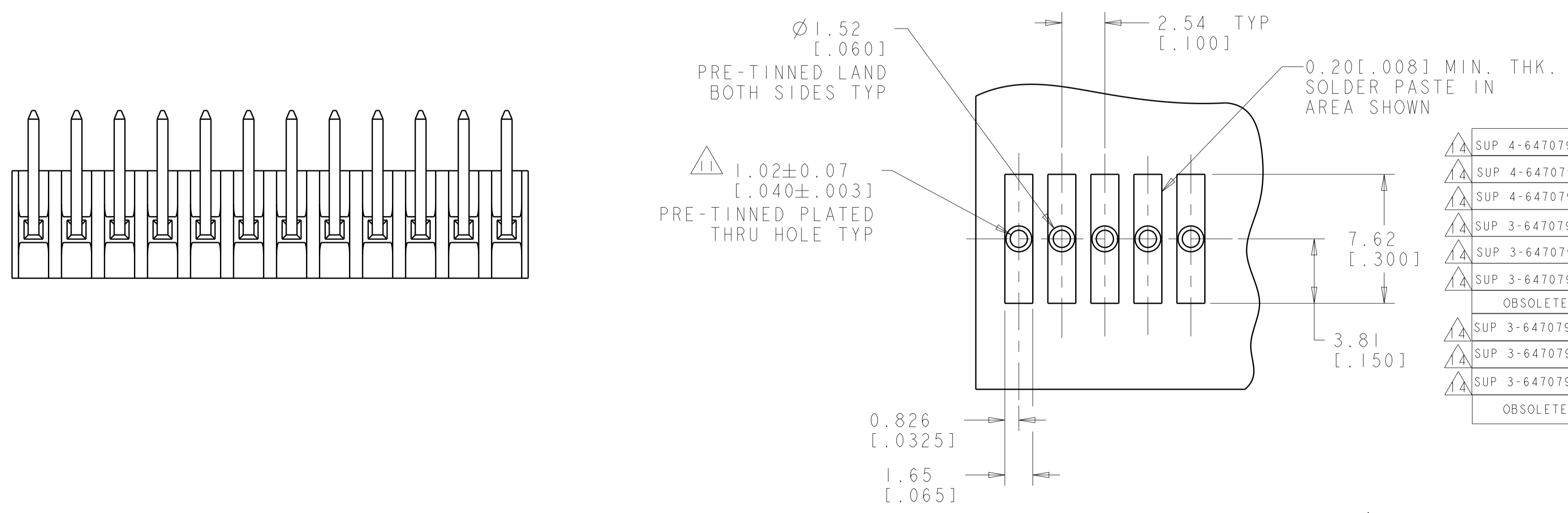
LOC	DIST	REV	DATE	BY	APPV
CM	00	R2	18JUN2018	BDA	SG
		S	17OCT2019	BDA	SW



- △ POST WITHSTAND 13 NEWTONS (3 LBS) MIN AXIAL FORCE IN DIRECTION SHOWN WITHOUT DISLODGING.
- △ MEASURED AT -A-.
- 3. PARTS COMPLY WITH SOLDERABILITY SPEC 109-11-2.
- △ MATERIAL:  
HOUSING: NYLON, 4/6, HIGH TEMP, BLACK.  
POST - COPPER ALLOY (SEE TABLE FOR PLATING).
- △ COORDINATE DIMENSION APPLIES FROM CENTER OF ACTUAL FEATURE.
- △ POSTS TO BE MEASURED WHEN STRIP HELD FLAT.
- 7. DIMENSIONS IN BRACKETS ARE IN INCHES.
- △ PLATING: GOLD PLATE AREA, 0.00038 [0.00015] GOLD OR 0.00008 [0.00003] MIN GOLD FLASH OVER 0.00030 [0.00012] PALLADIUM NICKEL, PER TE CONNECTIVITY'S DISCRETION, ALL SIDES, OVER NICKEL UNDERPLATE, 0.00127 [0.00050] MIN, ALL SIDES AND ENTIRE LENGTH OF POST.
- △ BRIGHT TIN/LEAD (93/7) PLATE AREA, 0.00381-0.00889 [0.000150-.000350] THICK, ALL FOUR SIDES, 3.56 [0.140] MIN.
- △ TOLERANCES APPLY TO SOLDER SIDE OF BOARD.
- △ ONE HOLE MAY BE UNDERSIZED 0.81-0.90 [0.032-.035] DIAMETER FOR ASSEMBLY RETENTION DURING PROCESSING.
- △ TE LOGO, UL, AND CSA TRADEMARKS TO APPEAR ON THIS SURFACE.
- △ MATTE TIN PLATE AREA, 0.00381-0.00889 [0.000150-.000350] THICK, ALL FOUR SIDES, 3.56 [0.140] MIN.
- △ OBSOLETE PARTS: OBSOLETE CIS STREAMLINING PER D.RENAUD / D.SINISI



POST FINISH	W	G	L	NO OF POSN	PART NO
△8/13	7.62 [0.300]	12.70 [0.500]	30.48 [1.200]	12	4-647079-2
	-	10.16 [0.400]	27.94 [1.100]	11	4-647079-1
	-	7.62 [0.300]	25.40 [1.000]	10	4-647079-0
	-	5.08 [0.200]	22.86 [0.900]	9	3-647079-9
	-	2.54 [0.100]	20.32 [0.800]	8	3-647079-8
	-	-	17.78 [0.700]	7	3-647079-7
	-	-	15.24 [0.600]	6	3-647079-6
	-	-	12.70 [0.500]	5	3-647079-5
	-	-	10.16 [0.400]	4	3-647079-4
	-	-	7.62 [0.300]	3	3-647079-3
	-	-	5.08 [0.200]	2	3-647079-2
	△9/8	7.62 [0.300]	12.70 [0.500]	30.48 [1.200]	12
-		10.16 [0.400]	27.94 [1.100]	11	1-647079-1
-		7.62 [0.300]	25.40 [1.000]	10	1-647079-0
-		5.08 [0.200]	22.86 [0.900]	9	647079-9
-		2.54 [0.100]	20.32 [0.800]	8	647079-8
-		-	17.78 [0.700]	7	647079-7
-		-	15.24 [0.600]	6	647079-6
-		-	12.70 [0.500]	5	647079-5
-		-	10.16 [0.400]	4	647079-4
-		-	7.62 [0.300]	3	647079-3
-		-	5.08 [0.200]	2	647079-2



- △ SUP 4-647079-2
- △ SUP 4-647079-1
- △ SUP 4-647079-0
- △ SUP 3-647079-9
- △ SUP 3-647079-8
- △ SUP 3-647079-7
- OBSOLETE
- △ SUP 3-647079-5
- △ SUP 3-647079-4
- △ SUP 3-647079-3
- OBSOLETE

THIS DRAWING IS A CONTROLLED DOCUMENT. DWN: R. WHITAKER 3-NOV-2001  
CHK: D. BOSSI 13-NOV-2001

TE Connectivity

NAME: MTA-100 HEADER ASSEMBLY, HIGH TEMPERATURE, FRICTION LOCK, .025 SQUARE, RIGHT ANGLE, FRONT BEND POST, .000015 GOLD

PRODUCT SPEC: APPLICATION SPEC

SIZE: A1 00779 C=647079

SCALE: 5:1 SHEET 1 OF 1 REV S