


## Evaluation board for the STUSB4500 USB Power Delivery controller



### Features

- USB PD port (sink)
- **STUSB4500** USB Power Delivery controller, certified for:
  - USB type-C™ (rev1.2)
  - USB PD (rev2.0)
  - TID: 1000133
- Compliant with USB PD (rev3.0)
- 5 V on-board DC-DC
- V<sub>BUS</sub> power switches and discharge path
- Support to up to 3 power data objects (PDO)
- Short-to-V<sub>BUS</sub> protections on CC pins (22 V) and V<sub>BUS</sub> pins (28 V)
- Customizable start-up profiles
- Multiple output paths
- Compatible with **NUCLEO-F072RB** development board for configuration and debug interface
- CE certified
- RoHS and China RoHS compliant

### Description

The **STEVAL-ISC005V1** evaluation board is a ready-to-use USB PD sink based on **STUSB4500**. It handles the USB PD negotiation with a source to enable one or more charging paths.

An **L7985** device ensures step-down conversion from the negotiated V<sub>BUS</sub> sink input to output a 5 V regulated supply which optionally allows powering an MCU evaluation board or any other system.

Several LEDs report power availability on each of the 4 available outputs.

The USB PD sink port is pre-configured with three different PDOs to address a broad range of applications (5 V, 15 V and 20 V).

PDOs can be easily customized thanks to a graphical user interface (GUI).

Product summary	
STUSB4500 evaluation board	<b>STEVAL-ISC005V1</b>
Stand-alone USB PD controller	<b>STUSB4500</b>
2 A step-down switching regulator	<b>L7985</b>
STM32 Nucleo-64 development board with STM32F072RB MCU	<b>NUCLEO-F072RB</b>

# 1 STEVAL-ISC005V1 schematic diagrams

Figure 1. STEVAL-ISC005V1 circuit schematic - STUSB4500

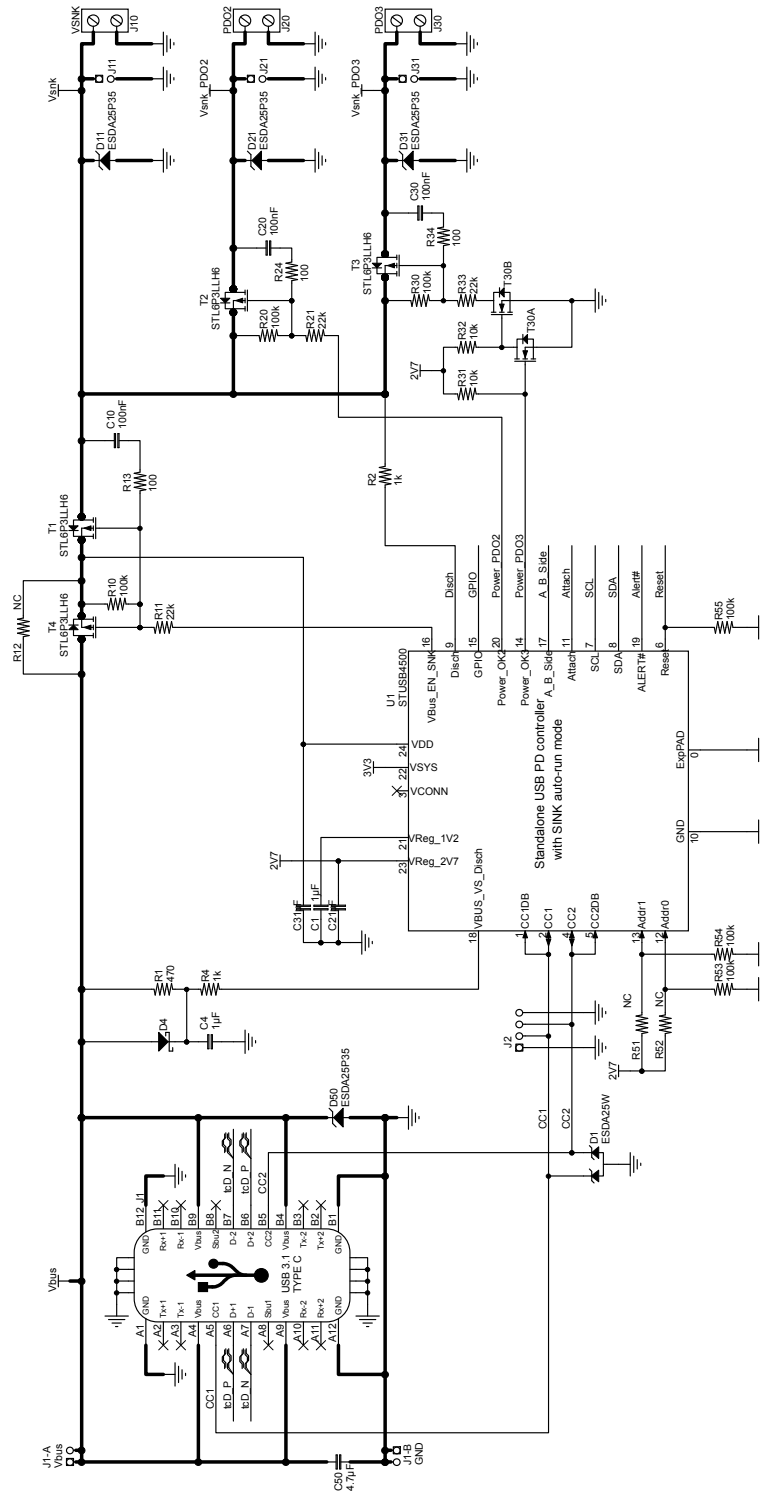


Figure 2. STEVAL-ISC005V1 circuit schematic - LEDs

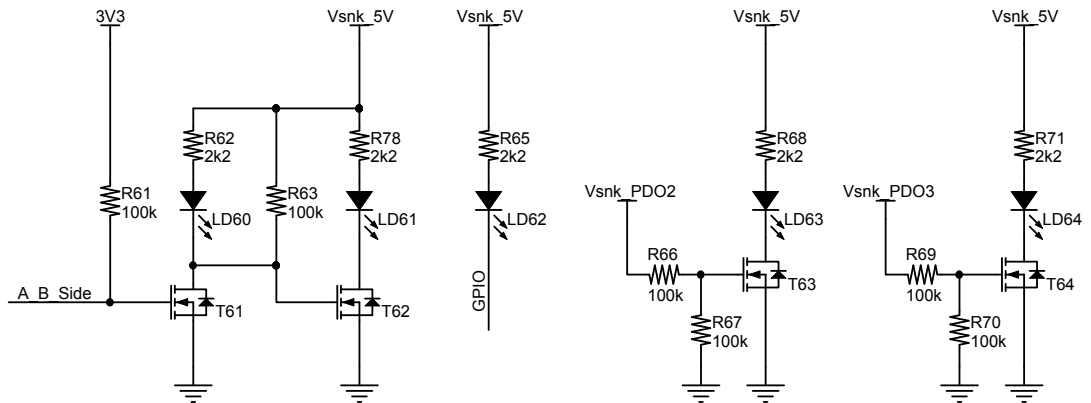


Figure 3. STEVAL-ISC005V1 circuit schematic - +5 V generation

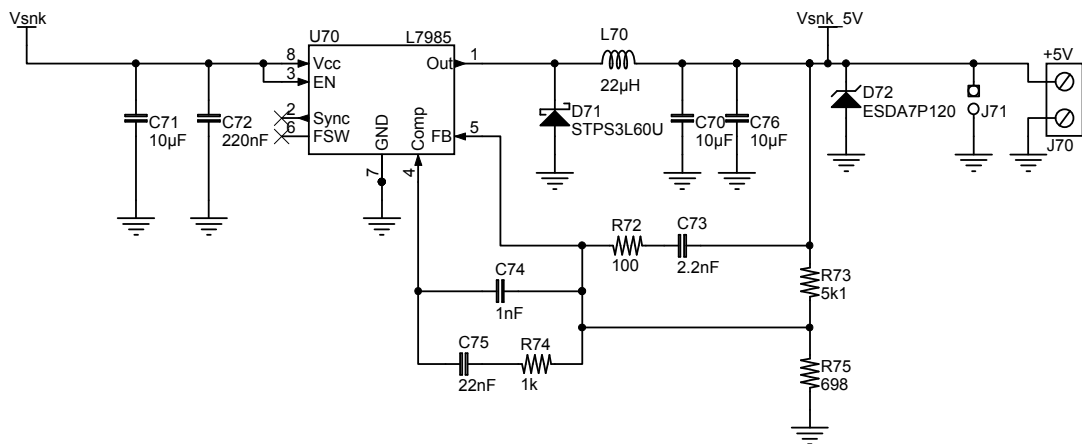
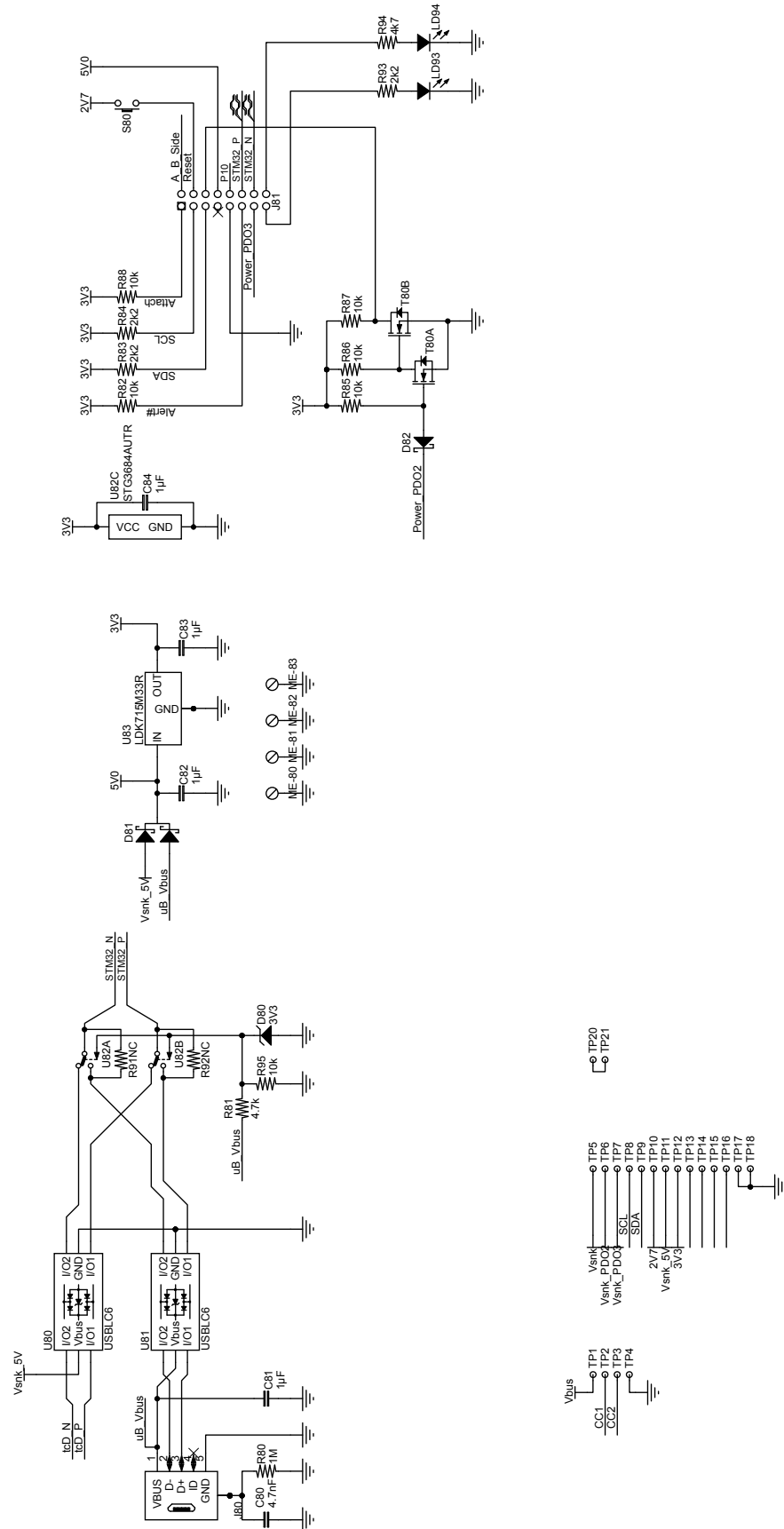


Figure 4. STEVAL-ISC005V1 circuit schematic - USB-Nucleo interface for I<sup>2</sup>C access



## Revision history

**Table 1. Document revision history**

Date	Version	Changes
10-Apr-2018	1	Initial release.

**IMPORTANT NOTICE – PLEASE READ CAREFULLY**

STMicroelectronics NV and its subsidiaries (“ST”) reserve the right to make changes, corrections, enhancements, modifications, and improvements to ST products and/or to this document at any time without notice. Purchasers should obtain the latest relevant information on ST products before placing orders. ST products are sold pursuant to ST’s terms and conditions of sale in place at the time of order acknowledgement.

Purchasers are solely responsible for the choice, selection, and use of ST products and ST assumes no liability for application assistance or the design of Purchasers’ products.

No license, express or implied, to any intellectual property right is granted by ST herein.

Resale of ST products with provisions different from the information set forth herein shall void any warranty granted by ST for such product.

ST and the ST logo are trademarks of ST. All other product or service names are the property of their respective owners.

Information in this document supersedes and replaces information previously supplied in any prior versions of this document.

© 2018 STMicroelectronics – All rights reserved