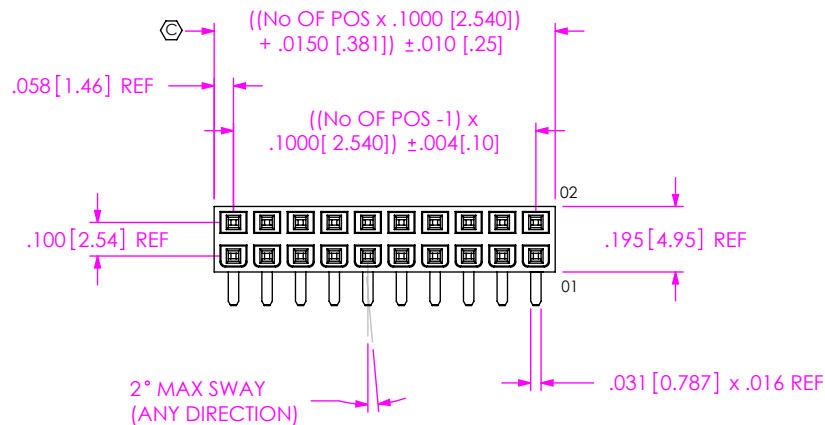
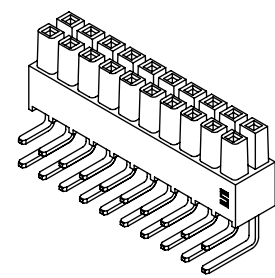
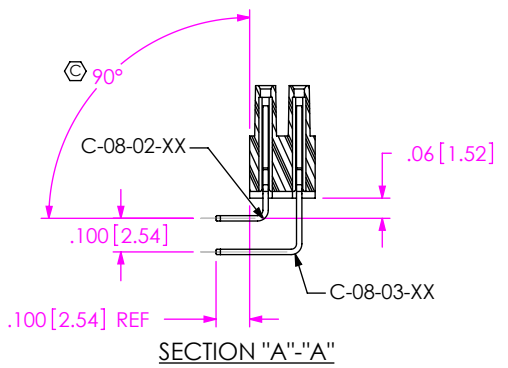
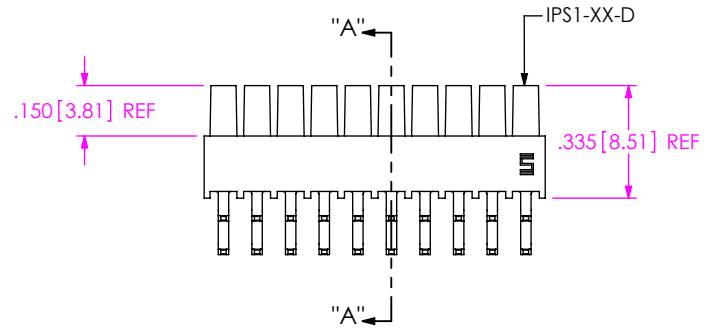


DO NOT SCALE FROM THIS PRINT

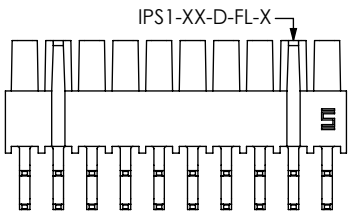
# IPS1-1XX-XX-XX-D-RA-XX



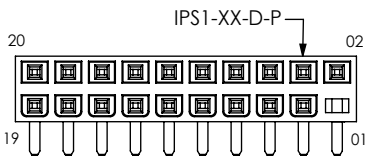
- No OF POS PER ROW**  
-02 THRU -25
- LEAD STYLE**  
-01
- PLATING SPECIFICATION**  
 -S: SELECTIVE GOLD, MATTE TIN TAILS (USE C-08-XX-S)  
 -H: HEAVY GOLD (USE C-08-XX-H)  
 -SM: SELECTIVE GOLD, MATTE TIN TAIL (USE C-08-XX-S)  
 -L: LIGHT SELECTIVE GOLD, MATTE TIN TAIL (USE C-08-XX-L)
- OPTION**  
 -PL: POSITION #1 REMOVED (USE IPS1-XX-D-P) (SEE NOTE 7)  
 -FL: FRICTION LOCK (USE IPS1-XX-D-FL-X) [POSITIONS -05 THRU -25]
- TAIL OPTION**  
-RA: RIGHT ANGLE
- ROW SPECIFICATION**  
-D: DOUBLE (USE IPS1-XX-D)



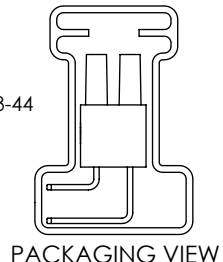
**-FL: FRICTION LOCK OPTION**  
IPS1-110-01-X-D-RA-FL SHOWN



**-PL: POLARIZED OPTION**  
IPS1-110-01-X-D-RA-PL SHOWN



TUBE: PT-1-24-03-44  
PLUG: TP-03



**NOTES:**

1.  $\text{\textcircled{C}}$  REPRESENTS A CRITICAL DIMENSION.
2. MAXIMUM ALLOWABLE CUT FLASH: .010.
3. MINIMUM CONTACT PUSH OUT FORCE: 1.5 lbs.
4. MAXIMUM ALLOWABLE BOW: .003 INCH/INCH AFTER ASSEMBLY.
5. AFTER REVISION N OF COMPONENT IPS1-XX-D-XX-X, SAMTEC LOGO TO APPEAR ON POSITION #1.
6. SAMTEC LOGO INDICATES THE FIRST ROW TO BE FILLED FOR -RA APPLICATION.
7. FOR EXISTING CUSTOMERS ONLY, -POL CAN BE SUBSTITUTED FOR -PL.

UNLESS OTHERWISE SPECIFIED, DIMENSIONS ARE IN INCHES. TOLERANCES ARE:  
 DECIMALS .XX:  $\pm .01$   
 .XXX:  $\pm .005$   
 .XXXX:  $\pm .0020$

**PROPRIETARY NOTE**  
 THIS DOCUMENT CONTAINS INFORMATION CONFIDENTIAL AND PROPRIETARY TO SAMTEC, INC. AND SHALL NOT BE REPRODUCED OR TRANSFERRED TO OTHER DOCUMENTS OR DISCLOSED TO OTHERS OR USED FOR ANY PURPOSE OTHER THAN THAT WHICH IT WAS OBTAINED WITHOUT THE EXPRESSED WRITTEN CONSENT OF SAMTEC, INC.



**MATERIAL:** DO NOT SCALE DRAWING SHEET SCALE: 1.75:1  
 INSULATOR: VECTRA E130i, COLOR: BLACK  
 CONTACT: PHOS BRONZE, 510 SPRING TEMPER

c:\enterprise\vauf\DWG\MISC\MKTG\IPS1-1XX-XX-XX-D-RA-XX-MKT.SLDDRW

**DESCRIPTION:**  
.100 DOUBLE ROW SHROUDED SOCKET ASSEMBLY

**DWG. NO.**  
IPS1-1XX-XX-XX-D-RA-XXX

**BY:** DEAN P 03/08/2000 **SHEET 1 OF 1**