

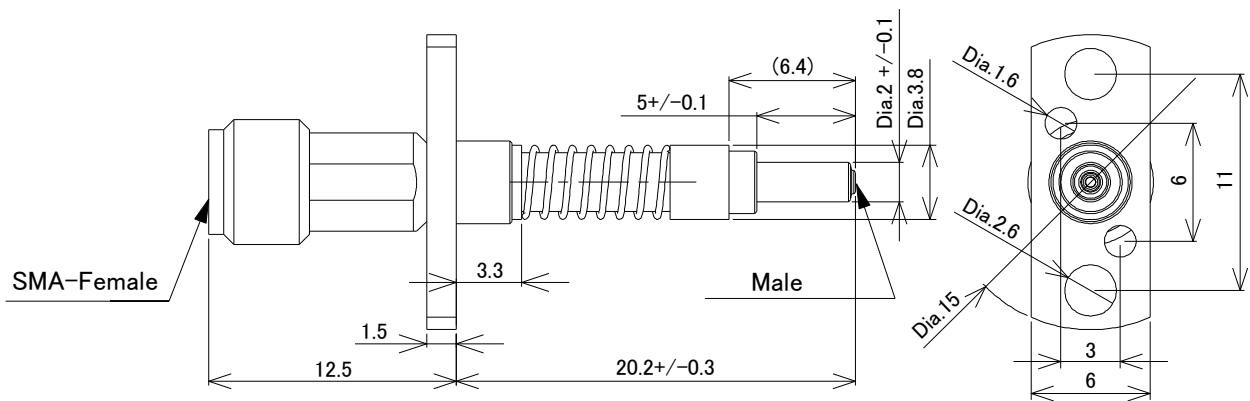
SPECIFICATION

1. MECHANICAL
 C>B>A

Auto measurement probe for JSC-Female and LSC Female.

Calibration adapter for MM121543 is as below.

JSC	LSC
MM121530	MM121530
MM121651	MM121651



Scale: Free
 Tolerance Unless
 Otherwise Specified: +/- 0.5
 Unit: mm

Figure.1 Construction

2. RATING:

>A

Item	Specification
Voltage Rating	30Vr.m.s. maximum
Nominal Frequency Range	DC to 6GHz
Nominal Impedance	50Ω
Temperature Rating	-40°C to +85°C
Insulation Resistance	500 MΩ minimum
C> Withstanding Voltage	AC 200V
C> Voltage Standing Wave Ratio (V.S.W.R.)	JSC Meet the requirements of following spec. 1.3 (DC to 3GHz) 1.7 (3GHz to 6GHz)
	LSC Meet the requirements of following spec. 1.5 max. (DC to 3GHz) 1.6 max. (3GHz to 6GHz)
C> Insertion loss	JSC 0.8dBmax. (DC to 3GHz) 1.6dBmax. (3GHz to 6GHz)
	LSC 0.6dBmax. (DC to 3GHz) 1.0dBmax. (3GHz to 6GHz)
C> Durability	250K cycles

3. USE THIS PRODUCTS

3.1 The directions for attachment to measurement machine.

The probe must be attached to machine at the screw in probe flange. (Figure 2)

The probe must be attached to machine at the two screw holes in probe flange. (Figure 2)

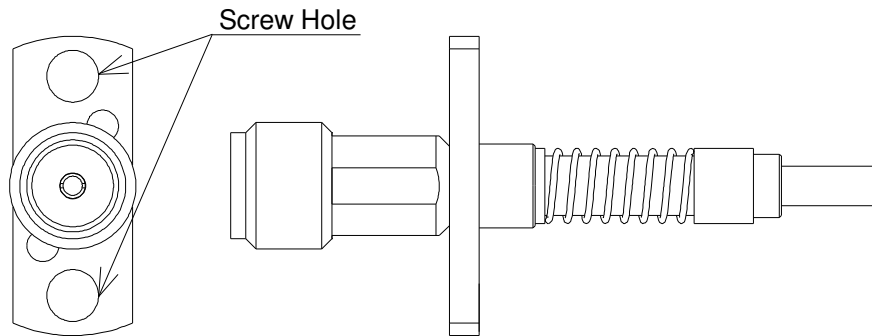


Figure.2 Screw hole size

>A

3.2 The tolerance of position

(1) MM5831-2700 and JSC cable plug

Probe has the centering function by itself, +0.25mm is permitted against the hole center of MM5831-2700.

Please avoid needless force to SMA-J (SMA-Female) connector to come back the original position when disengagement of probe.

To get the 10dB or higher isolation (up to 6GHz), the engagement strokes from the top surface of jig to the tip of probe is 17.7mm to 19.2mm. (Figure 3)

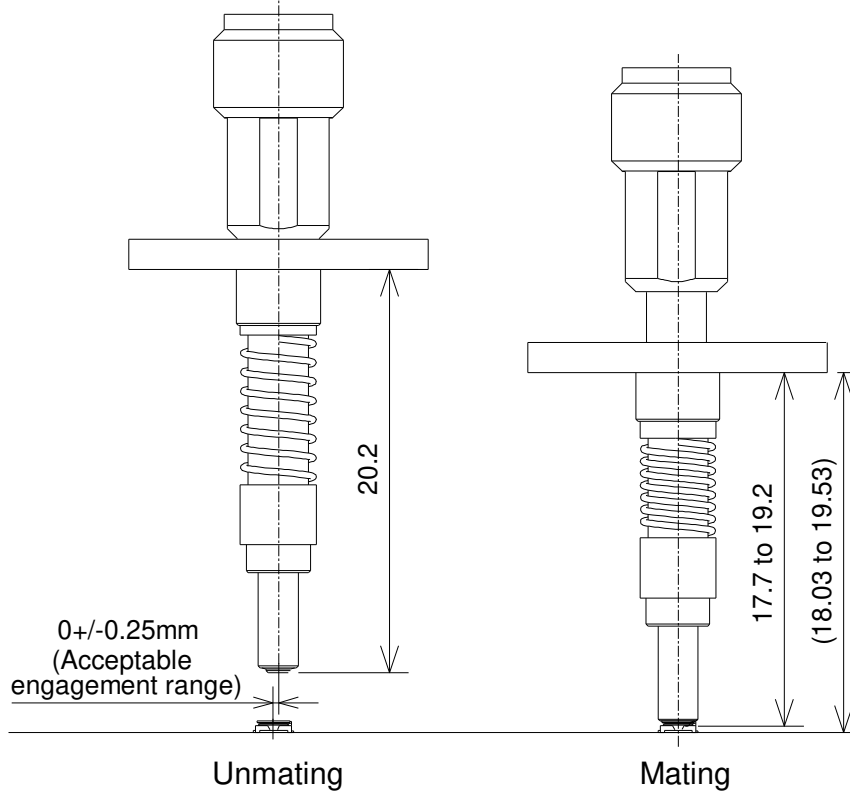


Figure.3 Acceptable engagement range to MM5831-2700 and JSC cable plug

(2) MM7831-2700 and LSC cable plug

Probe has the centering function by itself, +0.25mm is permitted against the hole center of MM7831-2700.
Please avoid needless force to SMA-J (SMA-Female) connector to come back the original position when disengagement of probe.

To get the 10dB or higher isolation (up to 6GHz), the engagement strokes from the top surface of jig to the tip of probe is 17.7mm to 19.2mm. (Figure 4)

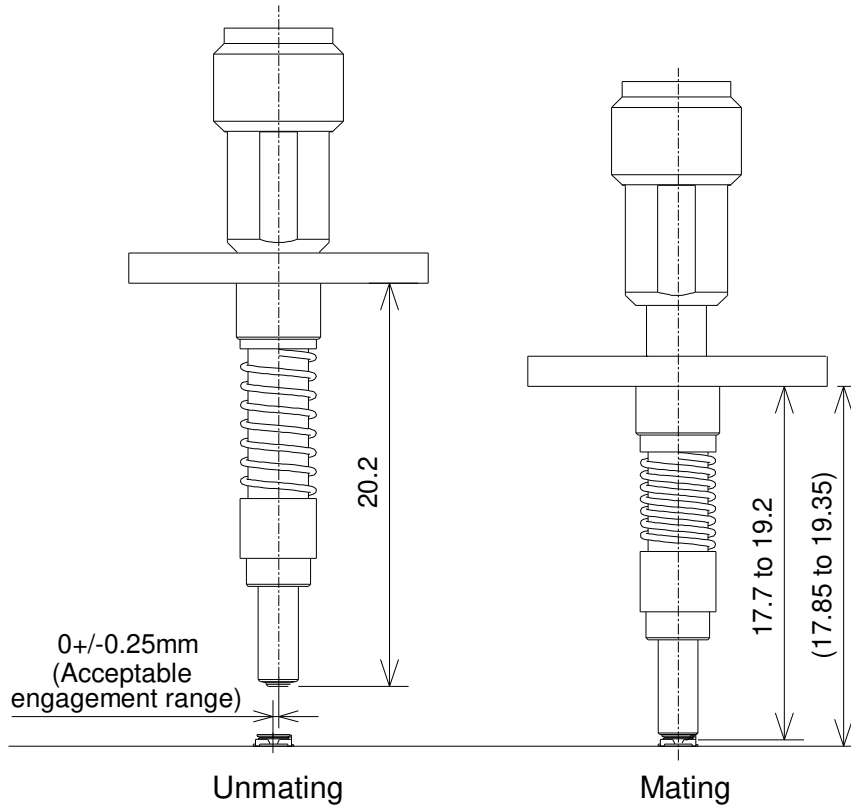


Figure.4 Acceptable engagement range to MM7831-2700 and LSC cable plug

3.3 The slant angle tolerance of probe against MM5831-2700/MM7831-2700/cable plug. (Figure 5)
To have the stable measurement, MM121543 slant angle must be 0 ± 2 degree.

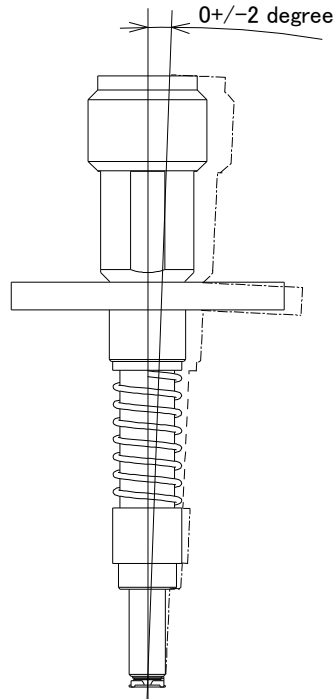


Figure.5 Probe Shape Operation Manual for Auto Measurement probe (MM121543)-