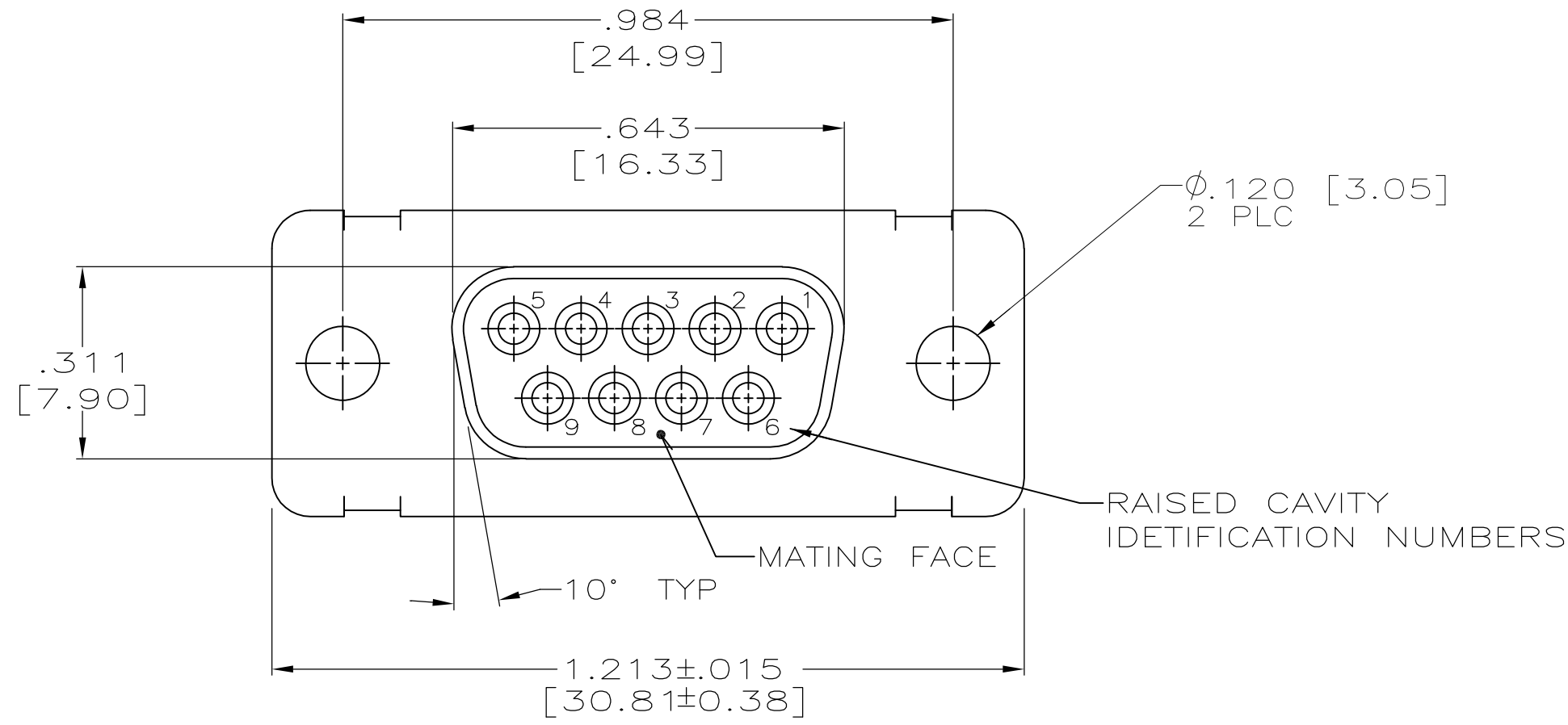
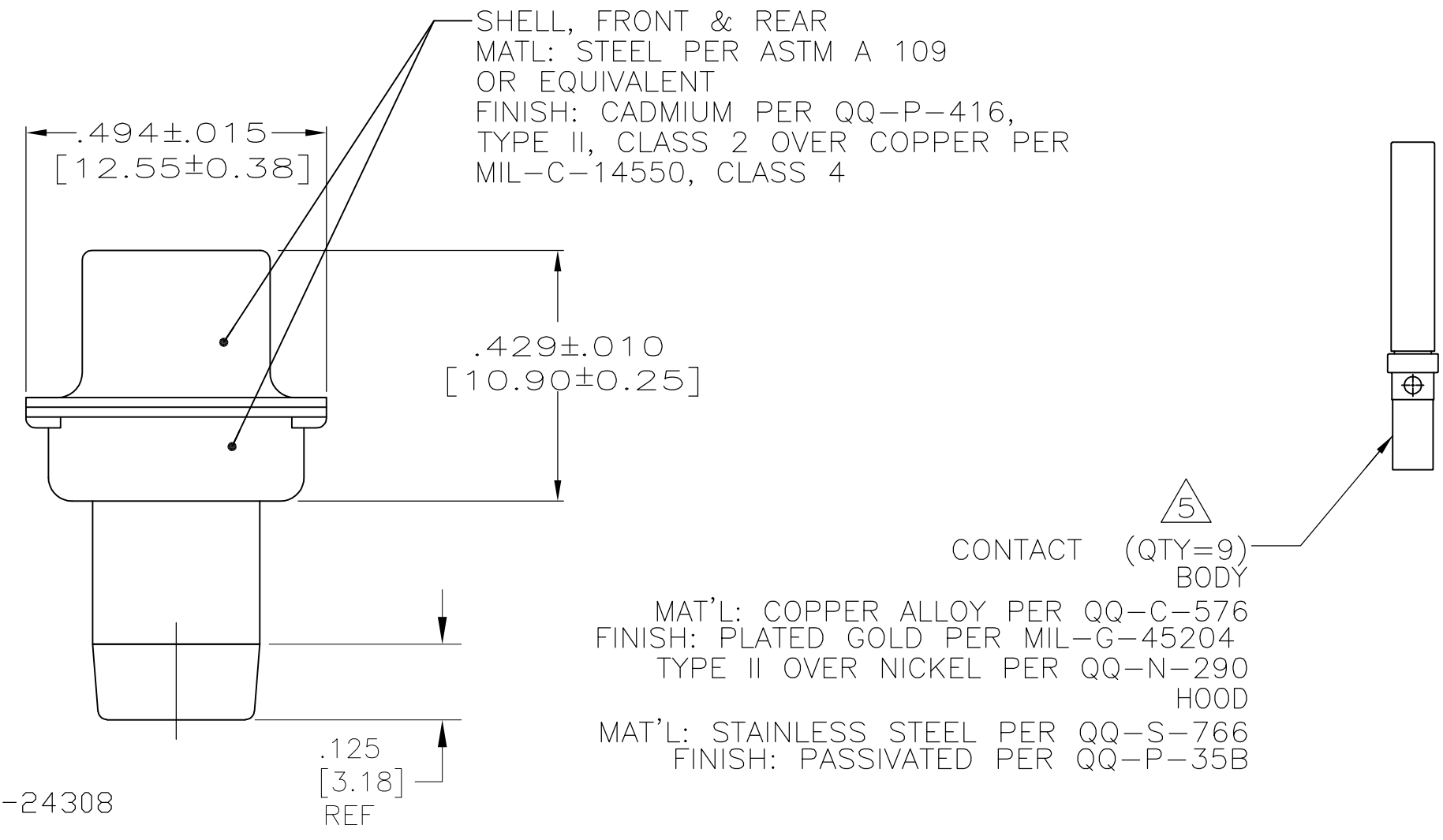
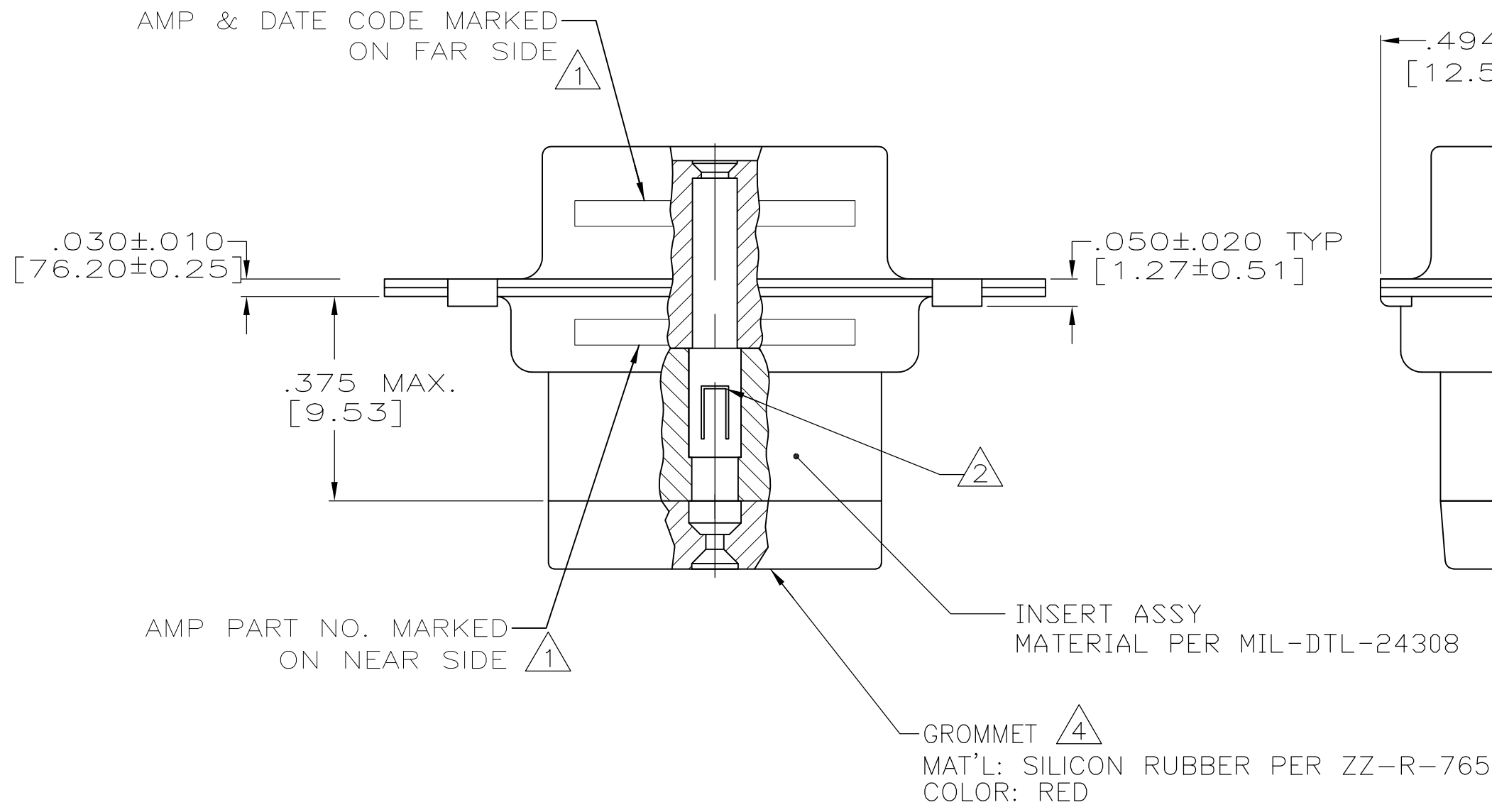


THIS DRAWING IS UNPUBLISHED. RELEASED FOR PUBLICATION
 © COPYRIGHT - By - ALL RIGHTS RESERVED.

LOC		DIST		REVISIONS			
P	LTR	DESCRIPTION	DATE	DWN	APVD		
B		REV PER ECO 15-005911	5-28-15	CT	DM		



- 1. MARKED WITH .047 [1.19] HIGH CHARACTERS. FAR SIDE REFERS TO WIDE SIDE OF KEYSTONE, NEAR SIDE REFERS TO NARROW SIDE OF KEYSTONE.
- 2. STAINLESS STEEL RETENTION CLIPS ARE INCLUDED IN INSERTS.
- 3. THIS RECEPTACLE WILL MATE WITH ANY PLUG CONNECTOR WITH THE SAME INSERT ARRANGEMENT.
- 4. MAXIMUM WIRE INSULATION USED WITH THIS CONNECTOR IS .072 [1.83] DIAMETER WITH GROMMET
- 5. CONTACTS ARE PACKAGED SEPARATELY AND SHIPPED WITH CONNECTOR.



1218532-1
PART NO.

THIS DRAWING IS A CONTROLLED DOCUMENT.		DWN	C.C.THOMAS	9/21/99	 TE Connectivity
DIMENSIONS: INCHES		CHK	CHAD BAKER	9/21/99	
TOLERANCES UNLESS OTHERWISE SPECIFIED:		APVD	CHAD BAKER	9/21/99	
0 PLC ± - 1 PLC ± - 2 PLC ± - 3 PLC ± .005 [0.13] 4 PLC ± - ANGLES ± -		PRODUCT SPEC	NAME		
MATERIAL SEE CALLOUTS		FINISH	SEE CALLOUTS		APPLICATION SPEC
SEE CALLOUTS		WEIGHT	-		SIZE
CUSTOMER DRAWING		SCALE	4:1		CAGE CODE
		SHEET	1 of 1		DRAWING NO
		REV	B		RESTRICTED TO