



SL2026 Series



1. Features of SL2026 Series:

- Ferrite based SMD inductor with lower core loss.
- Inductance range: 37.0 nH to 200.0 nH , custom values are welcomed.
- High current output chokes , up to 83.0 Amp with approx. 20% roll off.
- Low Profile 6.60mm max height .
- 5.20 x 5.50 mm Foot Print.
- Ideal for Buck Converter, VRM & High Density Board Design.
- Operating frequency of up to 5.0MHz.
- Operating temperature range of -55° C to + 130° C.
- RoHS & HF compliant.
- T & R Qty's: 800pcs, 13" Reel.

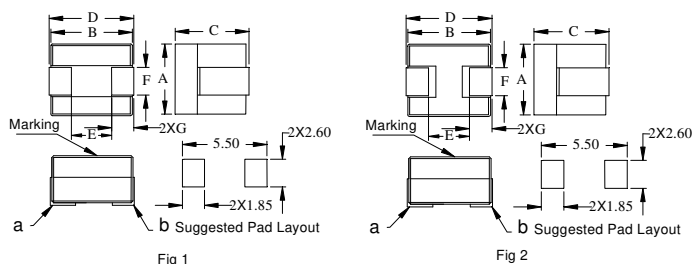


2. Electrical Characteristics of SL2026 Series:

Part Number	Inductance (nH)	DCR (mΩ)	Isat ¹ (A)	Isat ² (A)	Isat ³ (A)	Irms ⁴ (A)	Fig
	±15% or 20%	± 7.0%	@25°C	@45°C	@100°C	@25°C	
SL2026B-R05LHF	50 , 15%	0.27	72.00	70.00	66.00	53.00	2
SL2026-R055LHF	55 , 15%	0.47	68.00	66.00	63.00	40.00	1
SL2026B-R07LHF	70 , 15%	0.27	60.00	54.00	50.00	53.00	2
SL2026-R08LHF	80 , 15%	0.47	52.00	50.00	43.00	40.00	1
SL2026B-R08LHF	80 , 15%	0.27	52.00	50.00	43.00	53.00	2
SL2026-R10MHF	100 , 20%	0.47	35.00	32.00	29.00	40.00	1
SL2026B-R10MHF	100 , 20%	0.27	35.00	32.00	29.00	53.00	2
SL2026B-R11MHF	110 , 20%	0.27	32.00	30.00	26.00	53.00	2
SL2026-R15MHF	150 , 20%	0.47	22.00	20.00	17.00	40.00	1
SL2026B-R15MHF	150 , 20%	0.27	22.00	20.00	17.00	53.00	2
SL2026B-R20MHF	200 , 20%	0.27	16.00	15.00	12.00	53.00	2

3. Mechanical Dimension (Unit : mm) :

Series Name	A Max.	B Max.	C Max.	D Max.	E Nom.	F Nom.	G Nom.
SL2026	5.00	5.00	6.60	5.20	2.40	2.00	1.20
SL2026B	5.00	5.00	6.60	5.20	2.40	2.00	1.40



Notes:

1. Open Circuit Inductance (OCL) test condition: 100KHz, 0.1Vrms, 0A DC at 25°C.
2. L @ Isat and L @ Irms Test condition: 100KHz, 0.1Vrm (Ta=25°C).
3. The nominal DCR is measured from point "a" to point "b" as shown above in the mechanical drawing (Ta=25°C).
4. Isat1, Isat2 & Isat3: DC current that will cause inductance to drop approximately by 20%.
5. Irms: DC current for an approximate temperature rise of 40°C without core loss.
6. Derating is necessary for AC currents. PCB pad layout , trace thickness and width , air-flow and proximity of other heat generating components will affect the temperature rise.
6. It is recommended the part temperature not exceed 130° C under worst case operating conditions as verified in the end application.

● New York 1 914 347 2474 ● Taipei 886 2 2698 8669 ● Kaohsiung 886 7 350 2275
 ● Japan 81 568 85 2830 ● Shenzhen 86 755 8418 6263 ● Shanghai 86 21 5424 5141 ● Hong Kong 852 9688 9767
 ● sales@ITG-Electronics.com ● www.ITG-Electronics.com Revision G.1: January 16 , 2018

**Due to continuous product improvement, all specifications are subject to change without prior notice. Kindly contact an ITG field application engineer or a sales representative prior to purchase.*

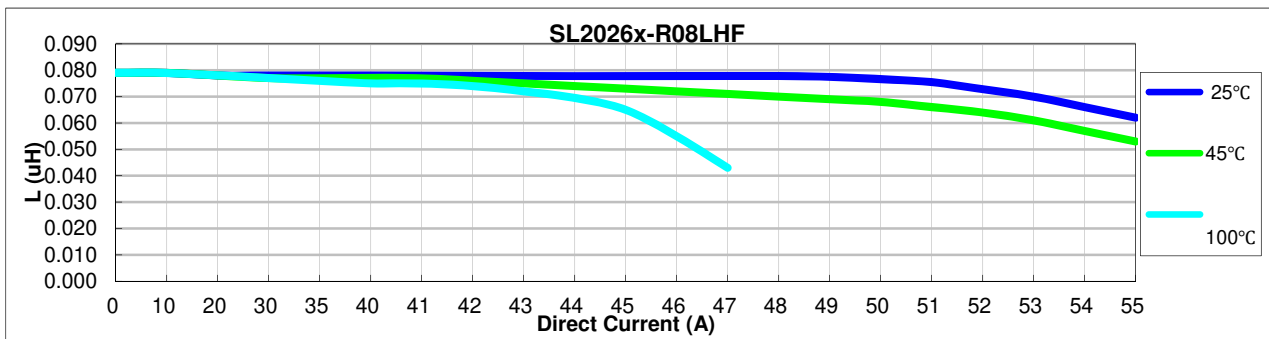
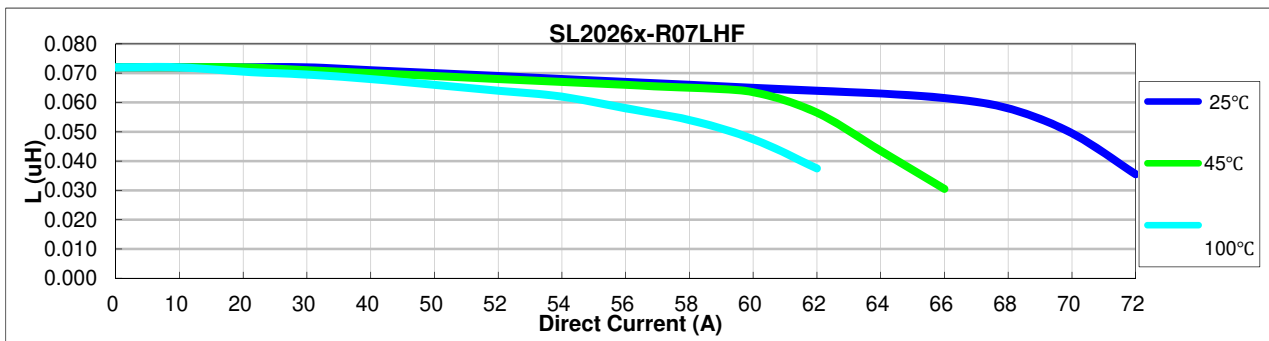
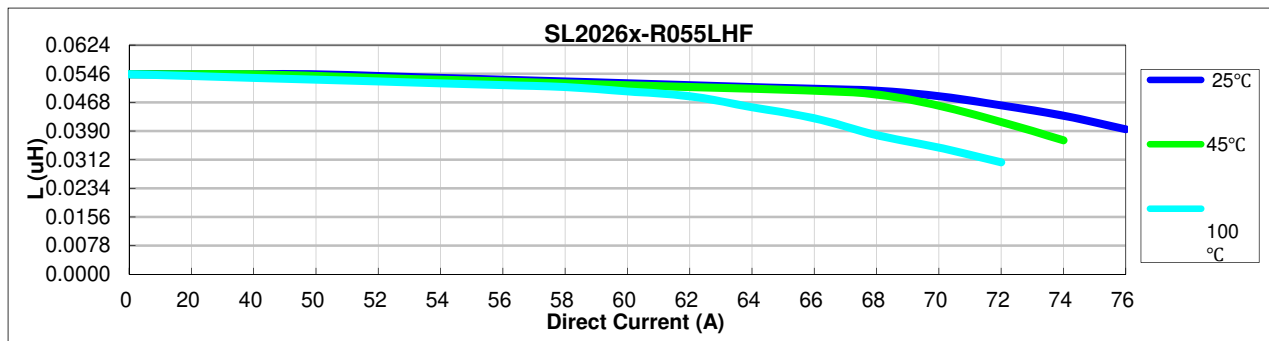
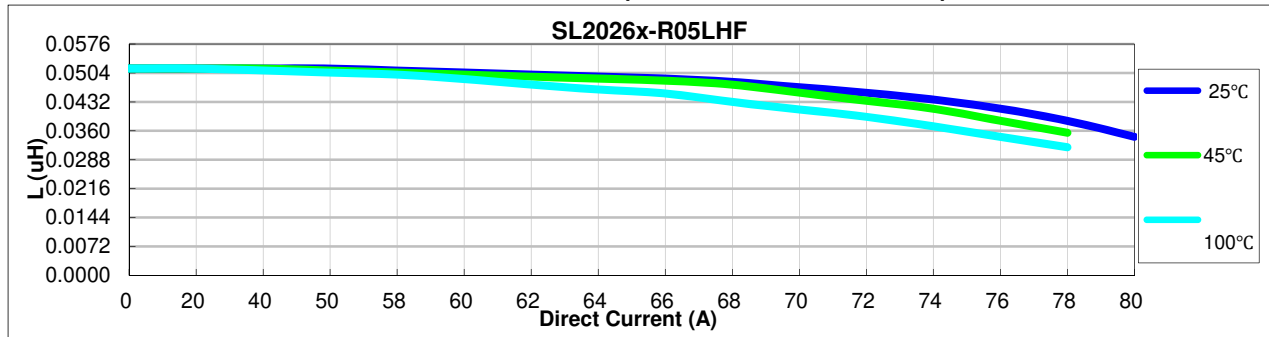


Halogen Free

SL2026 Series



4. Inductance Characteristics of SL2026 Series (Inductance vs Current):

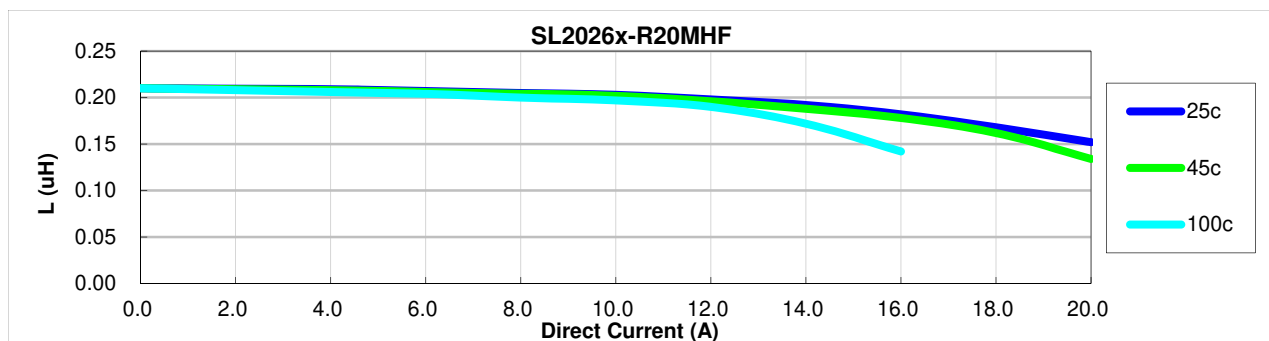
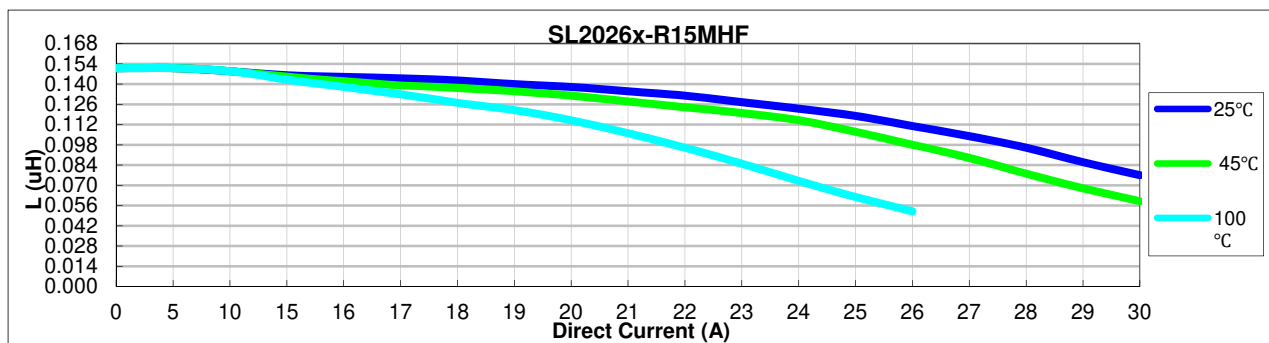
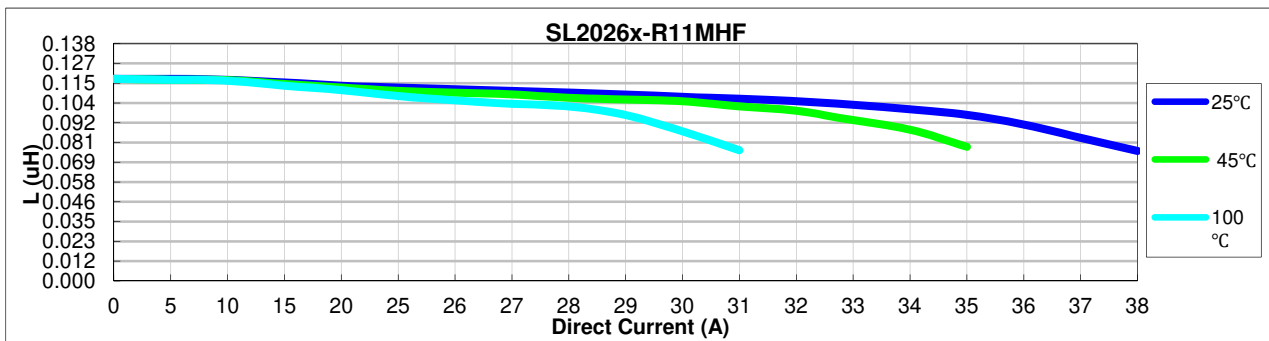
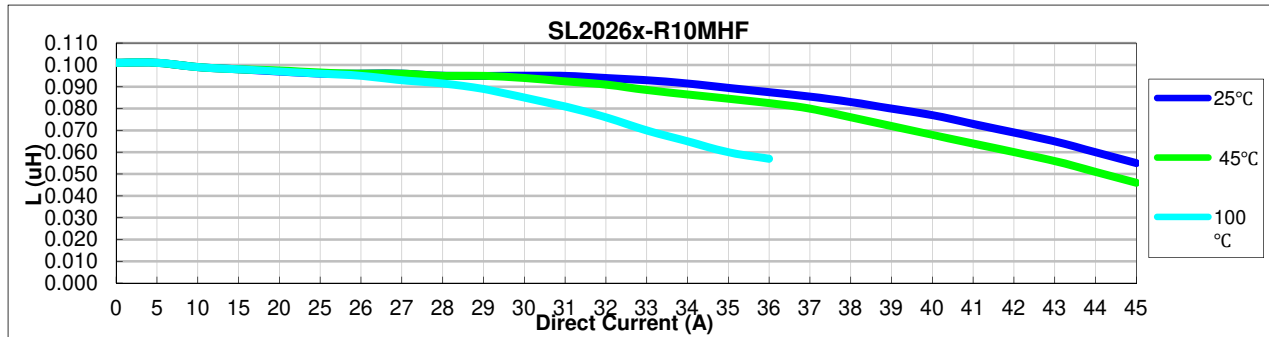


● New York 1 914 347 2474 ● Taipei 886 2 2698 8669 ● Kaohsiung 886 7 350 2275
 ● Japan 81 568 85 2830 ● Shenzhen 86 755 8418 6263 ● Shanghai 86 21 5424 5141 ● Hong Kong 852 9688 9767
 ● sales@ITG-Electronics.com ● www.ITG-Electronics.com Revision G.1: January 16, 2018

*Due to continuous product improvement, all specifications are subject to change without prior notice. Kindly contact an ITG field application engineer or a sales representative prior to purchase.



SL2026 Series



● New York 1 914 347 2474 ● Taipei 886 2 2698 8669 ● Kaohsiung 886 7 350 2275
 ● Japan 81 568 85 2830 ● Shenzhen 86 755 8418 6263 ● Shanghai 86 21 5424 5141 ● Hong Kong 852 9688 9767
 ● sales@ITG-Electronics.com ● www.ITG-Electronics.com Revision G.1: January 16, 2018

**Due to continuous product improvement, all specifications are subject to change without prior notice. Kindly contact an ITG field application engineer or a sales representative prior to purchase.*