

TFT Proto 4.3"



Introduction to TFT Proto 4.3"



Figure 1: TFT Proto 4.3" board

TFT Proto 4.3" enables you to easily add a touchscreen display to your design, whether it's a prototype or a final product. It carries a 480x272 ATO43B35 TFT screen driven by a SSD1963 graphic controller that has an interface for 8/9/16/24-bit MCUs. A STMPE811 controller drives the 4-wire resistive touch-panel. The board is lined with two rows of 26 pins with 16 data and 7 control lines for the graphic controller (including GPIO that accesses the deep-sleep mode), plus I²C lines and an interrupt line for the touchscreen controller. The board uses a 3.3V power supply only (with pins on each side of the board added for convenience). Mounting holes in each corner simplify integration.

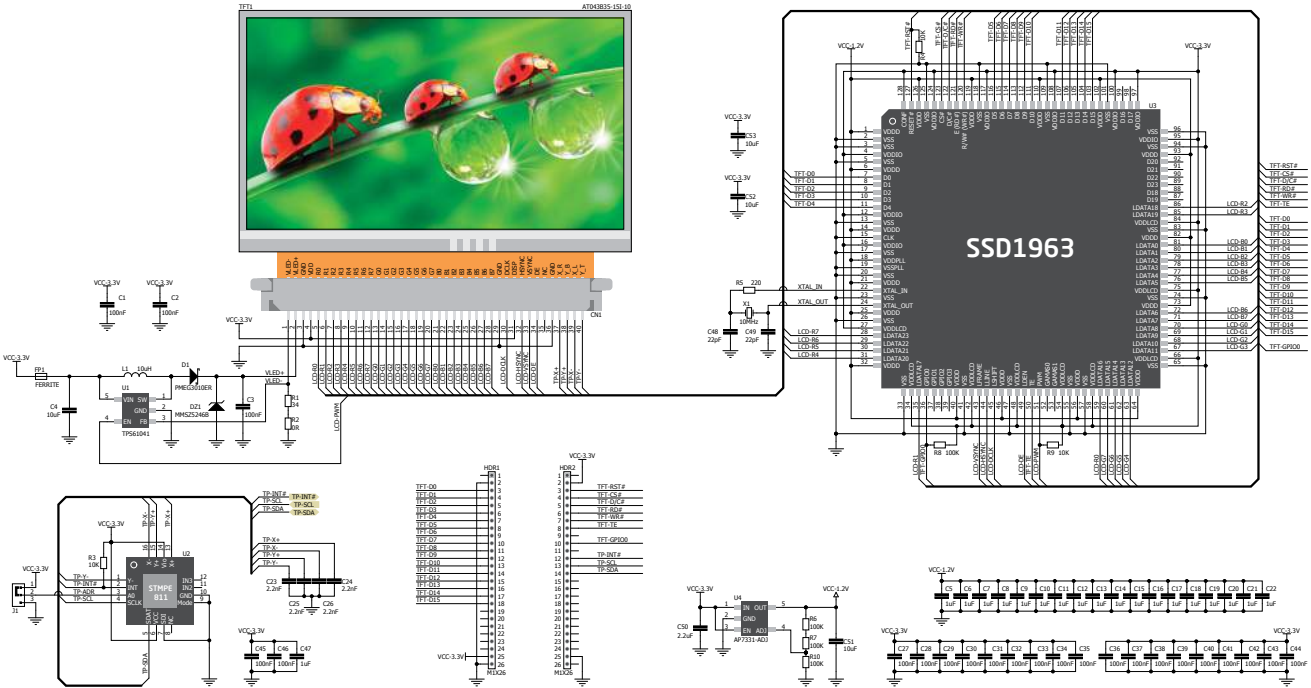


Figure 2: TFT Proto 4.3" schematic

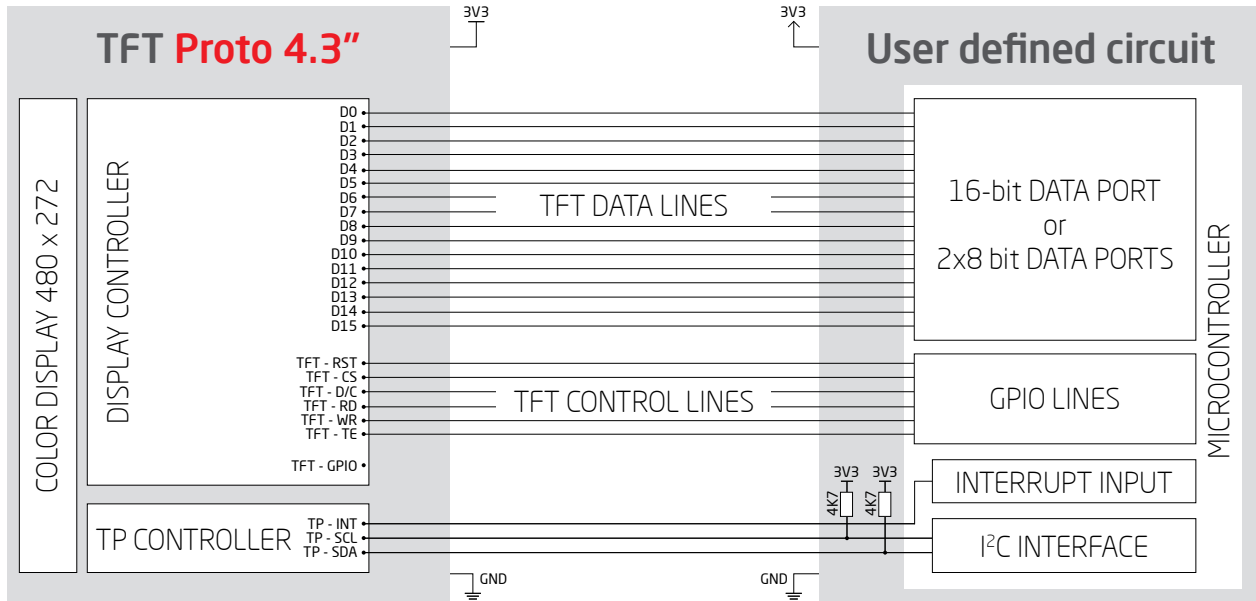



Figure 3: Typical application note

Board dimensions





If you want to learn more about our products, please visit our website at www.mikroe.com

If you are experiencing some problems with any of our products or just need additional information, please place your ticket at www.mikroe.com/support

If you have any questions, comments or business proposals,
do not hesitate to contact us at office@mikroe.com

TFT PROTO 4.3" manual
ver. 1.00

