

ECN/PCN No.: M1149

For Manufacturer			
Product Description: Shielded SMD Power Inductor		Abracon Part Number / Part Series: ASPIAIG-H6530	
		<input checked="" type="checkbox"/> Series <input type="checkbox"/> Part Number	
Affected Revision: A	New Revision: B	Application	
		<input type="checkbox"/> Safety <input checked="" type="checkbox"/> Non-Safety	
Prior to Change:			
After Change:			
EOL			
Cause/Reason for Change: No business activity			
Change Plan	Effective Date: Feb 14,2020	Additional Remarks: N/A	
Change Declaration:			
Issued Date: 02/19/2020			
For Abracon EOL only			
Last Time Buy (if applicable): last time buy date to April 15 th 2020.		Alternate Part Number / Part Series: N/A	
Additional Approval: N/A	Additional Approval: N/A	Additional Approval: N/A	

ECN/PCN No.: M1150

For Manufacturer			
Product Description: Shielded SMD Power Inductor		Abracon Part Number / Part Series: ASPIAIG-H8540	
		<input checked="" type="checkbox"/> Series <input type="checkbox"/> Part Number	
Affected Revision: A	New Revision: B	Application	
		<input type="checkbox"/> Safety <input checked="" type="checkbox"/> Non-Safety	
Prior to Change:			
After Change:			
EOL			
Cause/Reason for Change: No business activity			
Change Plan	Effective Date: Feb 14,2020	Additional Remarks: N/A	
Change Declaration:			
Issued Date: 02/19/2020			
For Abracon EOL only			
Last Time Buy (if applicable): last time buy date to April 15 th 2020.		Alternate Part Number / Part Series: N/A	
Additional Approval: N/A	Additional Approval: N/A	Additional Approval: N/A	

COMPACT SHIELDED SMD POWER INDUCTOR FOR AUTOMOTIVE



ASPIAIG-HXXXX SERIES

ASPIAIG-H6530: 7.1 x 6.5 x 3.0 mm
ASPIAIG-H8540: 8.8 x 8.5 x 4.0 mm

RoHS/RoHS II Compliant

MSL = 1

FEATURES

- Low profile 3mm height for compact applications
- Advanced and high reliability wire-wound construction
- Shielded construction reduces EMI
- Automotive grade power inductor
- TS-16949 qualified production
- PPAP level 3 support
- AEC-Q200 qualified with -40°C to 125°C operation
- Low DCR down to 3.5mΩ improves efficiency
- High saturation current up to 32A
- Compact 7.1 x 6.5mm or 8.8 x 8.5mm options

APPLICATIONS

- Height restricted applications
- Automotive body electronics and comfort system
- Automotive infotainment and entertainment
- Automotive navigation
- Transportation
- Lighting, LED ballasts
- Industrial Internet of Things (IIoT)
- Industrial applications
- Solar power
- DC/DC converters and switch mode power supplies

STANDARD SPECIFICATIONS

Operating Temperature	-40°C ~ +125°C
Storage Condition	-10°C ~ +40°C and R.H. 70% max

Part Number	Inductance	Tolerance	Self-resonant	DC Resistance	Saturation Current	Temperature Rise Current
	100kHz/1V		Min	Max (25°C)	Typ	Typ
Units	μH	%	MHz	mΩ	A	A
Symbol	L	M	SRF	DCR	Isat	Irms
ASPIAIG-H6530-R22	0.22	20	108	4.0	25.00	20.00
ASPIAIG-H6530-R33	0.33	20	78	5.1	23.00	17.50
ASPIAIG-H6530-R47	0.47	20	71	6.6	22.50	15.50
ASPIAIG-H6530-R68	0.68	20	57	8.7	18.00	13.45
ASPIAIG-H6530-R75	0.75	20	55	8.7	15.80	13.45
ASPIAIG-H6530-1R0	1.0	20	41	8.7	13.00	13.45
ASPIAIG-H6530-1R5	1.5	20	37	13.8	11.50	8.50
ASPIAIG-H6530-2R2	2.2	20	24	18.0	8.60	8.00
ASPIAIG-H6530-3R3	3.3	20	23	30.5	6.60	7.00
ASPIAIG-H6530-4R7	4.7	20	15	43.5	5.30	5.40
ASPIAIG-H6530-6R8	6.8	20	14	64.0	4.50	4.50
ASPIAIG-H6530-8R2	8.2	20	13	69.0	4.50	4.40
ASPIAIG-H6530-100	10.0	20	12	77.4	4.45	4.20
ASPIAIG-H6530-150	15.0	20	11	127.0	4.25	3.50
ASPIAIG-H6530-220	22.0	20	8	177.0	2.40	2.80
ASPIAIG-H8540-R47	0.47	20	57	3.5	32.0	11.3
ASPIAIG-H8540-1R0	1.0	20	49	6.5	20.0	8.4
ASPIAIG-H8540-1R5	1.5	20	38	7.7	17.0	7.6
ASPIAIG-H8540-2R2	2.2	20	29	12.0	14.0	6.1
ASPIAIG-H8540-3R3	3.3	20	24	19.9	15.0	4.9
ASPIAIG-H8540-4R7	4.7	20	19	27.6	12.5	4.2
ASPIAIG-H8540-5R6	5.6	20	17	30.6	11.0	3.9
ASPIAIG-H8540-6R8	6.8	20	15	37.4	8.0	3.8
ASPIAIG-H8540-8R2	8.2	20	14	46.8	8.5	3.7
ASPIAIG-H8540-100	10.0	20	12	53.9	8.0	3.5
ASPIAIG-H8540-150	15.0	20	10	74.4	6.5	3.0
ASPIAIG-H8540-220	22.0	20	7	108.6	4.2	2.5
ASPIAIG-H8540-330	33.0	20	6	178.8	4.2	2.0

COMPACT SHIELDED SMD POWER INDUCTOR FOR AUTOMOTIVE



ASPIAIG-H6530: 7.1 x 6.5 x 3.0 mm
ASPIAIG-H8540: 8.8 x 8.5 x 4.0 mm

ASPIAIG-HXXXX SERIES

PART NUMBER IDENTIFICATION

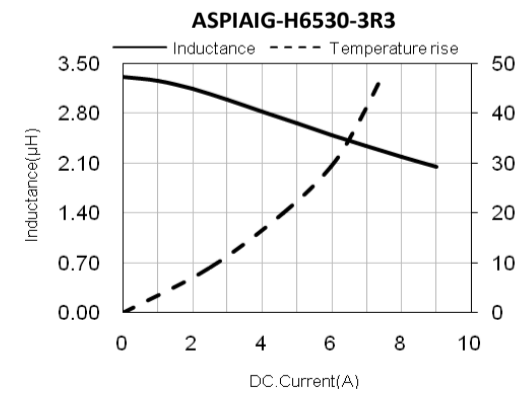
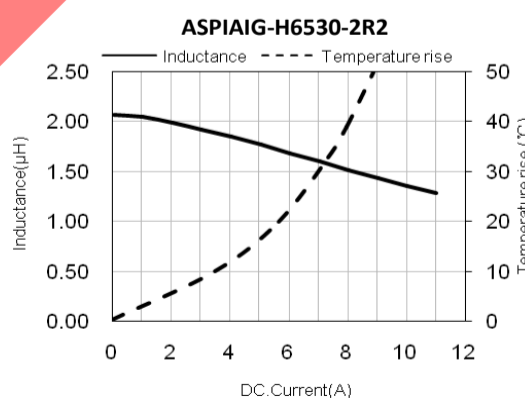
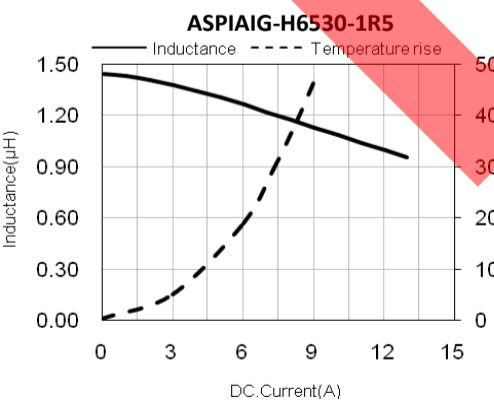
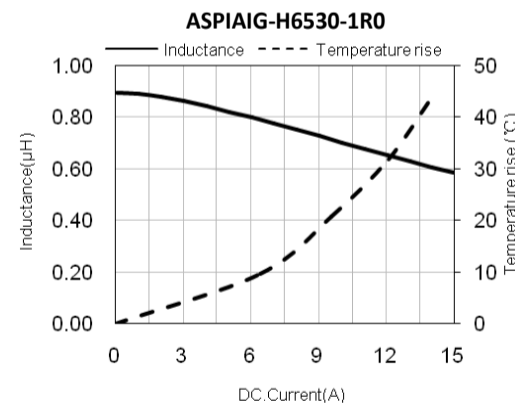
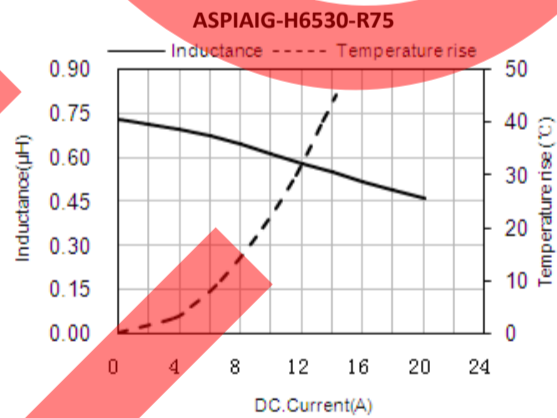
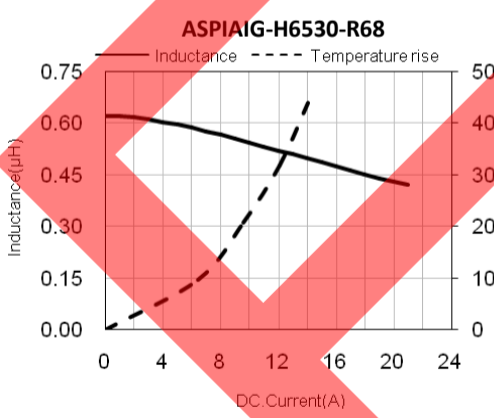
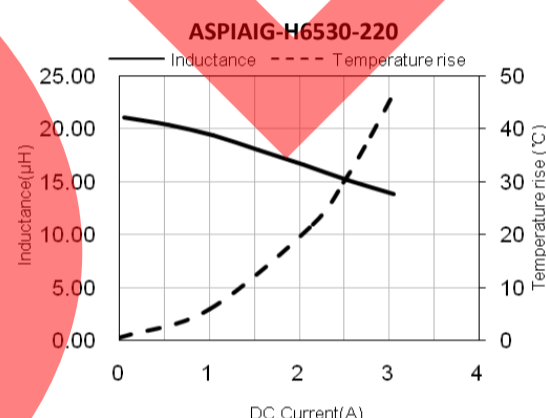
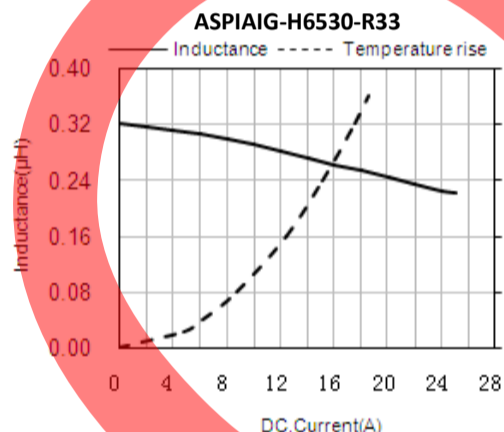
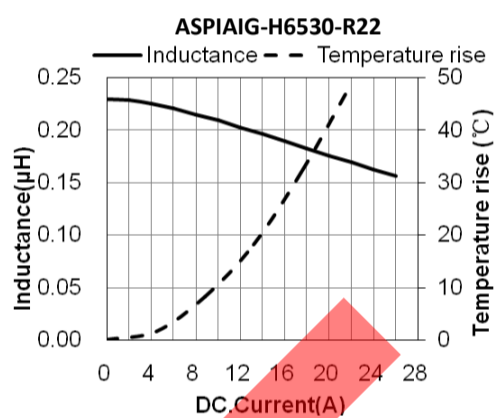
RoHS/RoHS II Compliant

MSL = 1

ASPIAIG - H [] - [] [] - []

SERIES #	IMPEDANCE CODE	TOLERANCE	PACKAGING
6530	Please refer to Electrical Spec table	M: ±20%	T: Tape and Reel (1Kpcs / reel)
8540			

ELECTRICAL CHARACTERISTICS



COMPACT SHIELDED SMD POWER INDUCTOR FOR AUTOMOTIVE



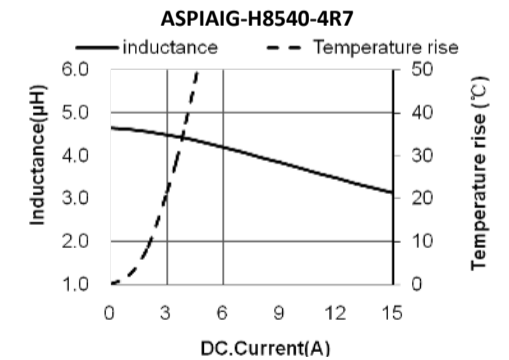
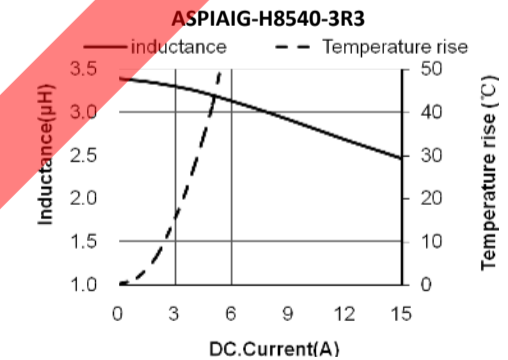
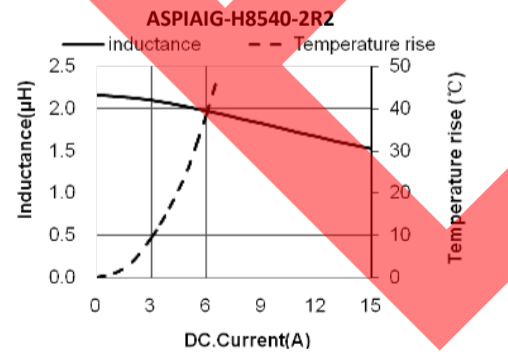
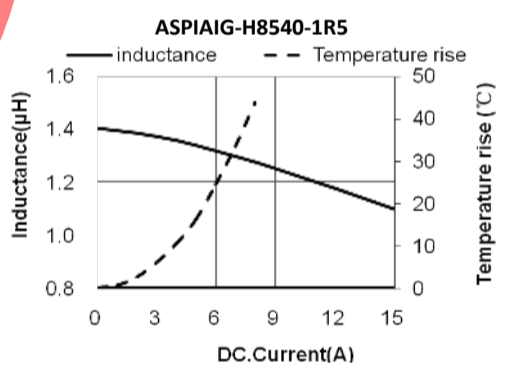
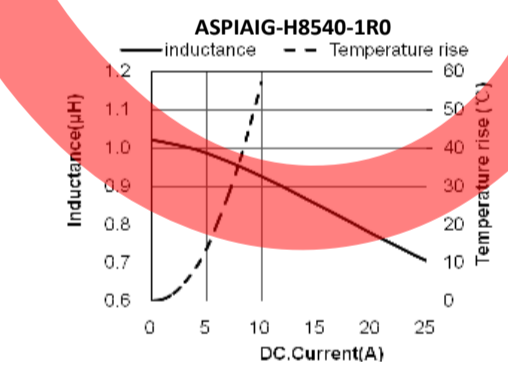
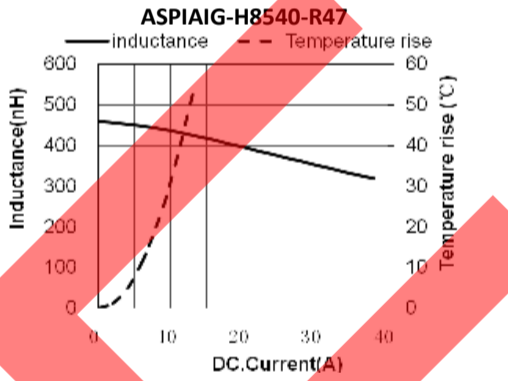
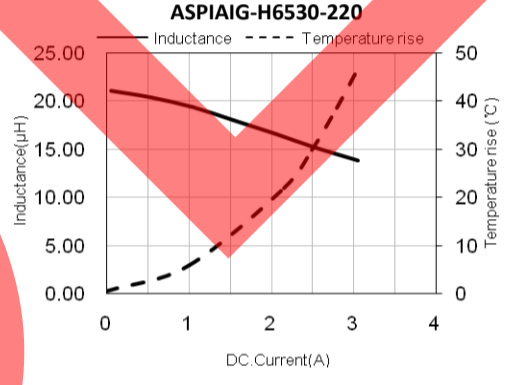
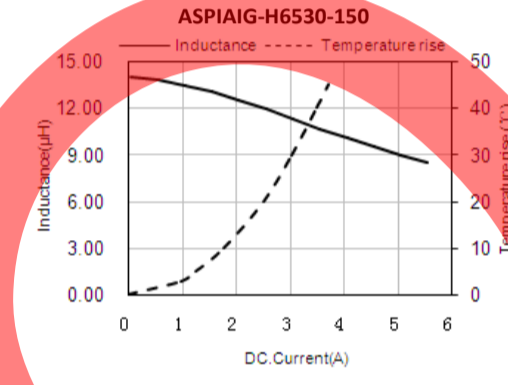
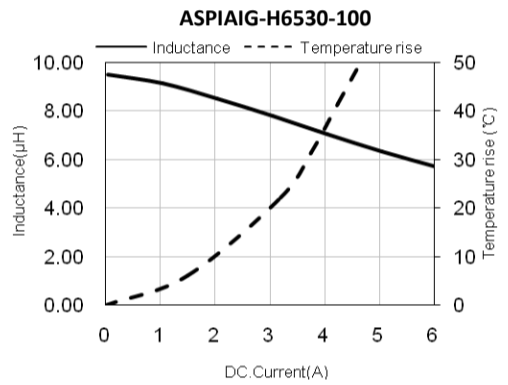
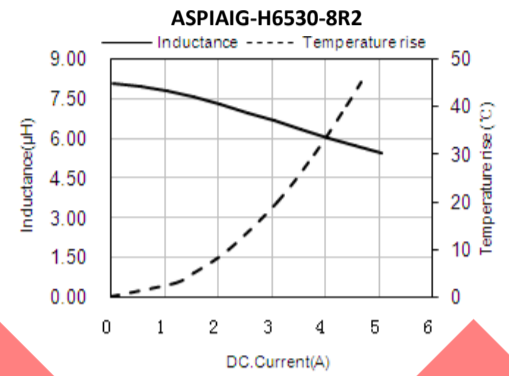
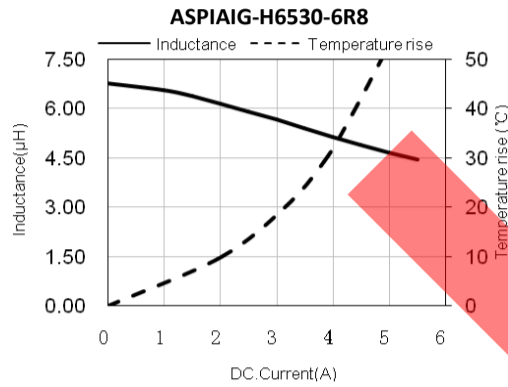
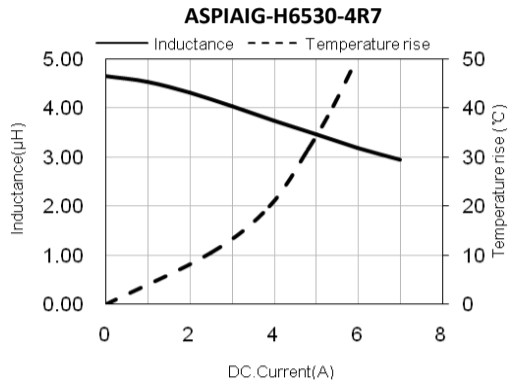
ASPIAIG-H6530: 7.1 x 6.5 x 3.0 mm
 ASPIAIG-H8540: 8.8 x 8.5 x 4.0 mm

ASPIAIG-HXXXX SERIES

RoHS/RoHS II Compliant

MSL = 1

ELECTRICAL CHARACTERISTICS



COMPACT SHIELDED SMD POWER INDUCTOR FOR AUTOMOTIVE



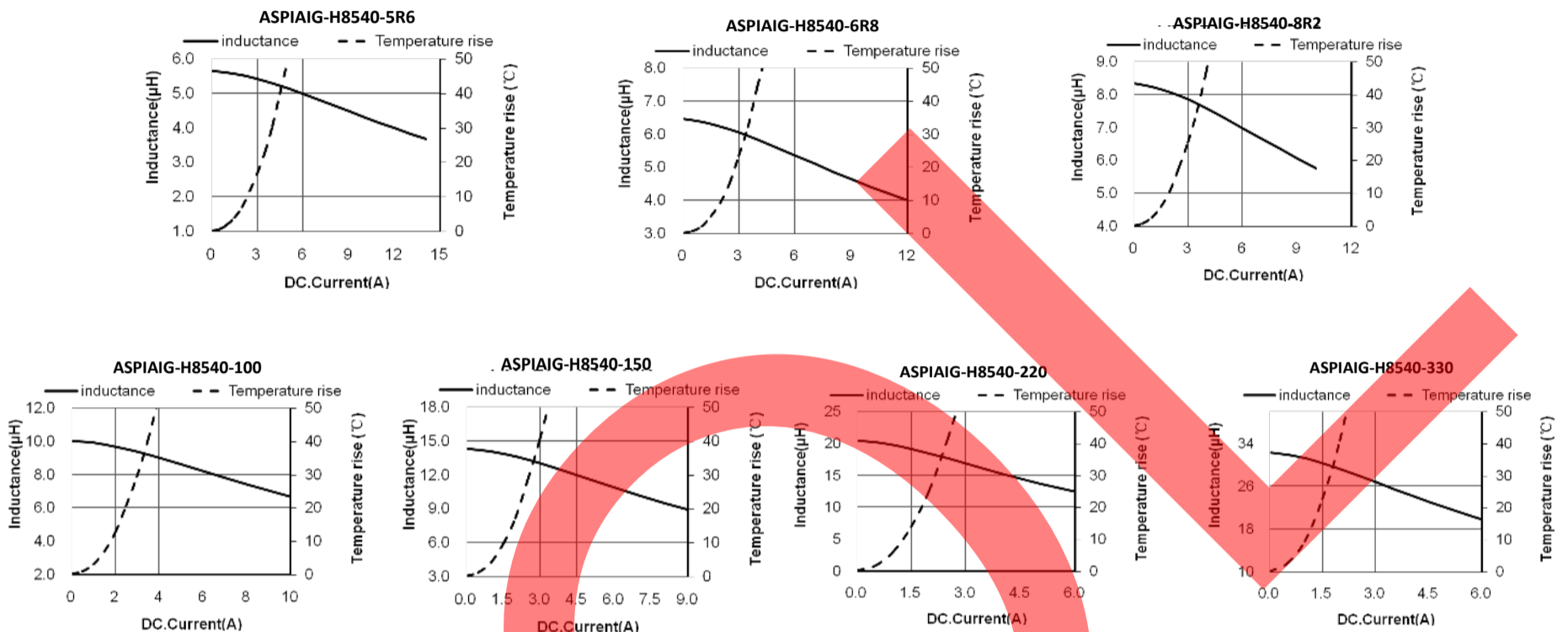
ASPIAIG-H6530: 7.1 x 6.5 x 3.0 mm
ASPIAIG-H8540: 8.8 x 8.5 x 4.0 mm

ASPIAIG-HXXXX SERIES

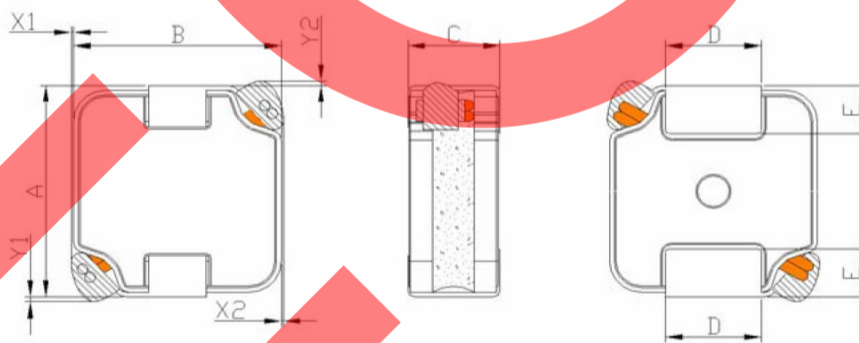
RoHS/RoHS II Compliant

MSL = 1

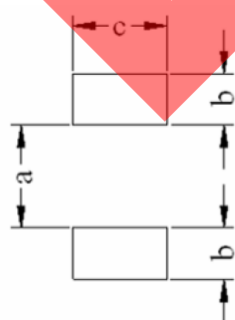
ELECTRICAL CHARACTERISTICS



MECHANICAL DIMENSIONS



SERIES	A	B	C	D	E	X1	X2	Y1	Y2
ASPIAIG-H6530	7.1 ± 0.3	6.5 ± 0.3	3.0 ± 0.2	3.2 ± 0.3	1.55 ± 0.3			0.5 MAX	
ASPIAIG-H8540	8.5 ± 0.3	8.2 ± 0.3	4.0 MAX	3.9 ± 0.3	1.9 ± 0.3			0.5 MAX	



SERIES#	a Typ	b Typ	c Typ
ASPIAIG-H6530	3.7	1.85	3.4
ASPIAIG-H8540	3.8	2.4	4.1

REVISED: 12.21.2016

COMPACT SHIELDED SMD POWER INDUCTOR FOR AUTOMOTIVE



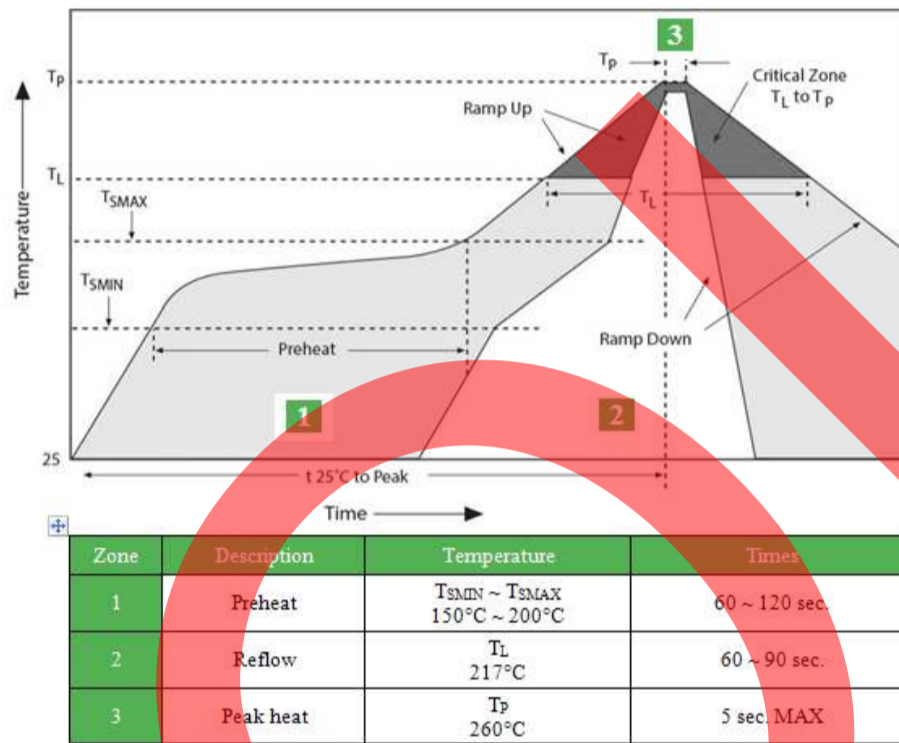
ASPIAIG-HXXXX SERIES

ASPIAIG-H6530: 7.1 x 6.5 x 3.0 mm
ASPIAIG-H8540: 8.8 x 8.5 x 4.0 mm

RoHS/RoHS II Compliant

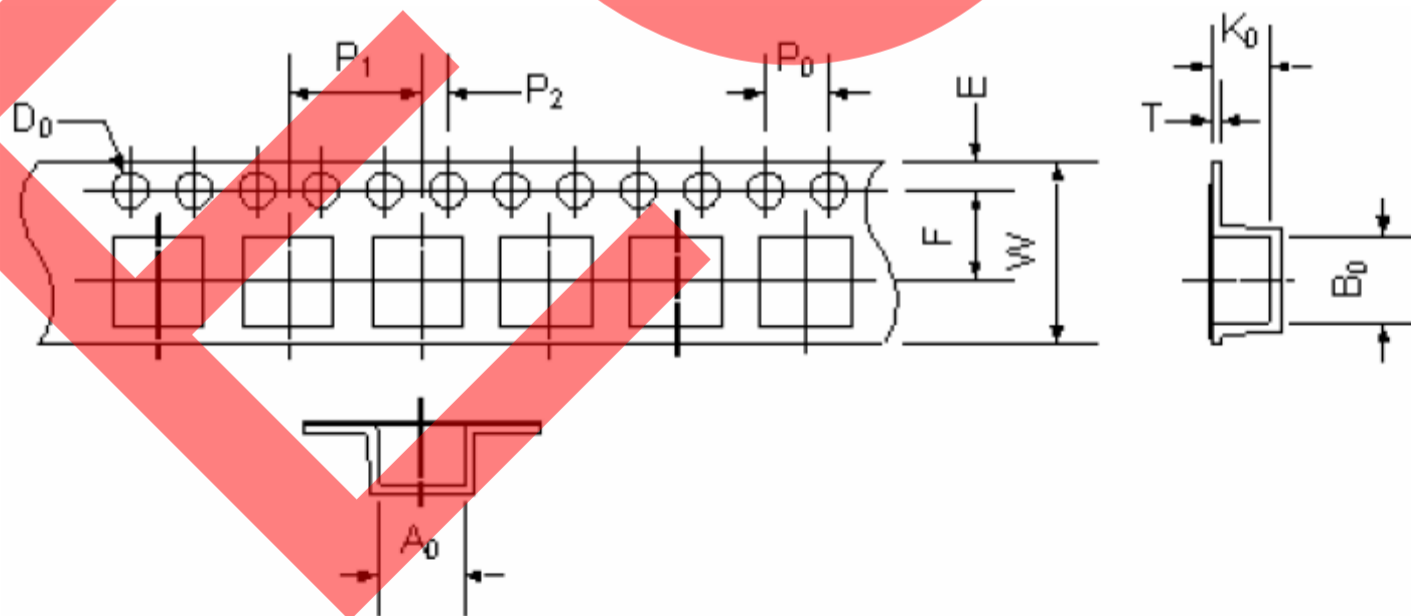
MSL = 1

REFLOW PROFILE



PACKAGING

TAPE AND REEL: 1000 PCS/REEL



SERIES#	W	E	F	P0	P1	P2	D0	A0	B0	T	K0
ASPIAIG-H6530	16.0±0.3	1.75±0.1	7.5±0.1	4.0±0.1	12.0±0.1	2.0±0.1	1.5+0.1/-0.0	7.6±0.1	7.4±0.1	0.4±0.03	3.6±0.1
ASPIAIG-H8540	16.0±0.3	1.75±0.1	7.5±0.1	4.0±0.1	12.0±0.1	2.0±0.1	1.5+0.1/-0.0	8.9±0.1	8.6±0.1	0.5±0.05	4.2±0.1

COMPACT SHIELDED SMD POWER INDUCTOR FOR AUTOMOTIVE



ASPIAIG-H6530: 7.1 x 6.5 x 3.0 mm
ASPIAIG-H8540: 8.8 x 8.5 x 4.0 mm

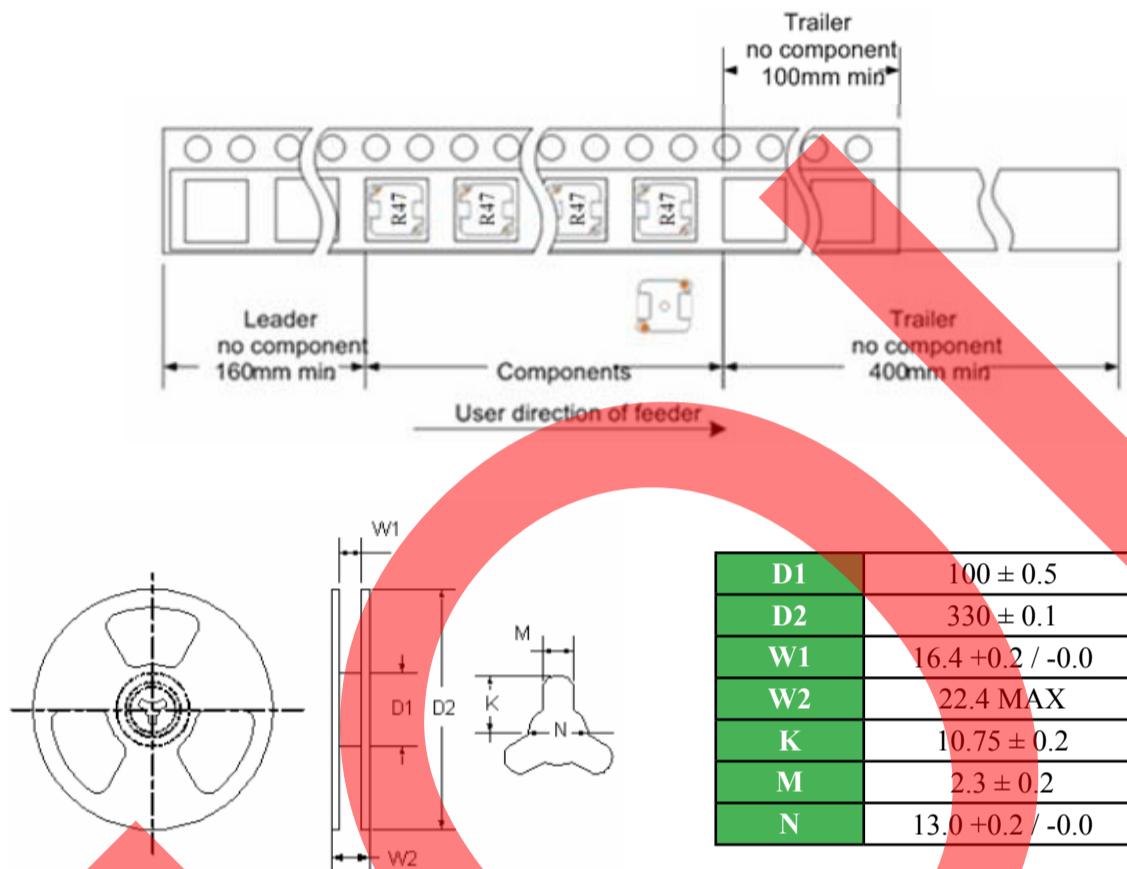
ASPIAIG-HXXXX SERIES

PACKAGING: DIRECTION OF ROLLING

 RoHS/RoHS II Compliant

MSL = 1

Tape and Reel: 1000 pcs/reel



NOTES

1. The parts are manufactured in accordance with this specification. If other conditions and specifications which are required for this specification, please contact ABRACON for more information.
2. ABRACON will supply the parts in accordance with this specification unless we receive a written request to modify prior to an order placement.
3. In no case shall ABRACON be liable for any product failure from in appropriate handling or operation of the item beyond the scope of this specification.
4. When changing your production process, please notify ABRACON immediately.
5. ABRACON LLC's products are COTS – Commercial-Off-The-Shelf products; suitable for Commercial, Industrial and, where designated, Automotive Applications. ABRACON's products are not specifically designed for Military, Aviation, Aerospace, Life-dependant Medical applications or any application requiring high reliability where component failure could result in loss of life and/or property. For applications requiring high reliability and/or presenting an extreme operating environment, written consent and authorization from ABRACON Corporation is required. Please contact ABRACON Corporation for more information.
6. All specifications and Marking will be subject to change without notice.