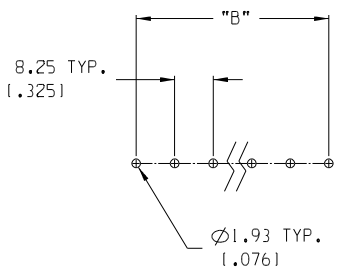
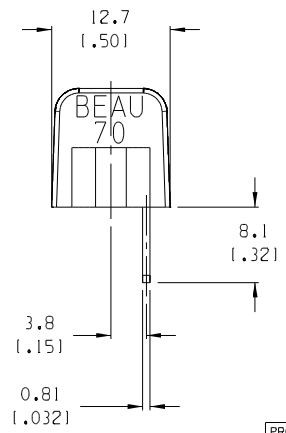
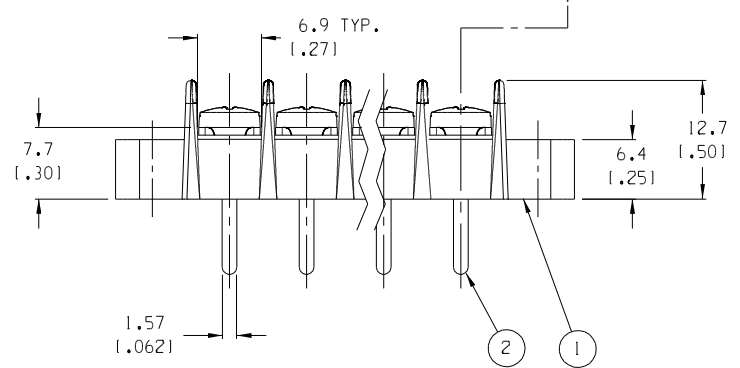


4 CIRCUIT SHOWN



PTH PATTERN SCALE 1:1



- NOTES:
1. MATERIAL: SEE TABLE
 2. FINISHES: SEE TABLE
 3. PRODUCT SPECIFICATION: NOT REQUIRED
 4. PACKAGING: NOT REQUIRED
 5. MATES WITH: NONE
 6. "XX" REFERS TO THE NUMBER OF CIRCUITS

ITEM	QTY.	DESCRIPTION	MATERIAL	FINISH
5	"XX"	SCREW, #6-32X.250, PAN HD, PH-SL, W/50 WASHER (-50 OPT)	STEEL	ZN, CLEAR CHROMATE
4	"XX"	SCREW, #6-32X.250, PAN HD, PH-SL (-49 OPT)	BRASS	NICKEL PLATE
3	"XX"	SCREW, #6-32X.250, PAN HD, PH-SL	STEEL	ZN, CLEAR CHROMATE
2	"XX"	TERMINAL, WW	BRASS	TIN PLATE
1	1	INSULATOR, SR, MOLDED MTG.	PBT	BLACK

EC NO. : DRAWN : CH'K : APPR : A	QUALITY SYMBOLS MAJOR : CRITICAL : SPC : S :	GENERAL TOLERANCES: (UNLESS SPECIFIED)	SCALE : 2:1	DESIGN UNITS : <input type="checkbox"/> mm <input checked="" type="checkbox"/> INCH	THIRD ANGLE PROJECTION
		4 PLACES mm INCH ±.0015	DRAWN BY & DATE C. YORK 06-28-05	TITLE: 8.26mm (.325") SR BTS ASSY, WW	
		3 PLACES ±.038 ±.005	CHECKED BY & DATE	MOLEX INCORPORATED	
		2 PLACES ±.13 ±.01	APPROVED BY & DATE		
		1 PLACE ±.3	ANGULAR: ±2°	CAD FILENAME 707XX	MATERIAL NO. SEE SHT. 2
DRAFT WHERE APPLICABLE MUST REMAIN WITHIN DIMENSIONS		THIS DRAWING CONTAINS INFORMATION THAT IS PROPRIETARY TO MOLEX INCORPORATED AND SHOULD NOT BE USED WITHOUT WRITTEN PERMISSION.			SIZE B

NUMBER OF CIRCUITS "XX"	DIM "A"		DIM "B"		DIM "C"		DIM "D"		MATERIAL NO. (STD)	MATERIAL NO. (-49 OPT)	MATERIAL NO. (-50 OPT)
02	32.6	11.291	8.26	1.3251	24.77	1.9751	18.5	1.731	387012102	387012702	387013302
03	40.9	11.611	16.51	1.6501	33.02	11.3001	26.8	11.061	387012103	387012703	387013303
04	49.1	11.941	24.77	1.9751	41.28	11.6251	35.1	11.381	387012104	387012704	387013304
05	57.4	12.261	33.02	11.3001	49.53	11.9501	43.3	11.711	387012105	387012705	387013305
06	65.7	12.591	41.28	11.6251	57.79	12.2751	51.6	12.031	387012106	387012706	387013306
07	73.9	12.911	49.53	11.9501	66.04	12.6001	59.8	12.361	387012107	387012707	387013307
08	82.2	13.241	57.79	12.2751	74.30	12.9251	68.1	12.681	387012108	387012708	387013308
09	90.4	13.561	66.04	12.6001	82.55	13.2501	76.3	13.011	387012109	387012709	387013309
10	98.7	13.891	74.30	12.9251	90.81	13.5751	84.6	13.331	387012110	387012710	387013310
11	106.9	14.211	82.55	13.2501	99.06	13.9001	92.8	13.661	387012111	387012711	387013311
12	115.2	14.541	90.81	13.5751	107.32	14.2251	101.1	13.981	387012112	387012712	387013312
13	123.4	14.861	99.06	13.9001	115.57	14.5501	109.3	14.311	387012113	387012713	387013313
14	131.7	15.191	107.32	14.2251	123.83	14.8751	117.6	14.631	387012114	387012714	387013314
15	140.0	15.511	115.57	14.5501	132.08	15.2001	125.9	14.961	387012115	387012715	387013315
16	148.2	15.841	123.83	14.8751	140.34	15.5251	134.1	15.281	387012116	387012716	387013316
17	156.5	16.161	132.08	15.2001	148.59	15.8501	142.4	15.611	387012117	387012717	387013317
18	164.7	16.491	140.34	15.5251	156.85	16.1751	150.6	15.931	387012118	387012718	387013318
19	173.0	16.811	148.59	15.8501	165.10	16.5001	158.9	16.261	387012119	387012719	387013319
20	181.2	17.141	156.85	16.1751	173.36	16.8251	167.1	16.581	387012120	387012720	387013320
21	189.5	17.461	165.10	16.5001	181.61	17.1501	175.4	16.911	387012121	387012721	387013321
22	197.7	17.791	173.36	16.8251	189.87	17.4751	183.6	17.231	387012122	387012722	387013322
23	206.0	18.111	181.61	17.1501	198.12	17.8001	191.9	17.561	387012123	387012723	387013323
24	214.2	18.441	189.87	17.4751	206.38	18.1251	200.2	17.881	387012124	387012724	387013324
25	222.5	18.761	198.12	17.8001	214.63	18.4501	208.4	18.211	387012125	387012725	387013325
26	230.8	19.091	206.38	18.1251	222.89	18.7751	216.7	18.531	387012126	387012726	387013326
27	239.0	19.411	214.63	18.4501	231.14	19.1001	224.9	18.861	387012127	387012727	387013327
28	247.3	19.741	222.89	18.7751	239.40	19.4251	233.2	19.181	387012128	387012728	387013328
29	255.5	110.061	231.14	19.1001	247.65	19.7501	241.4	19.511	387012129	387012729	387013329
30	263.8	110.391	239.40	19.4251	255.91	110.0751	249.7	19.831	387012130	387012730	387013330

PROJECT NO. -	-	-
DIMENSIONS:	SHT	REV
<input checked="" type="checkbox"/> mm <input type="checkbox"/> INCH	<input type="checkbox"/> mm <input type="checkbox"/> INCH	<input type="checkbox"/> mm ONLY
THIRD ANGLE PROJECTION	REVISE ON CAD ONLY	

EC NO. SEE SHEET 1 DRAWN: CH'KT APPR:	QUALITY SYMBOLS	GENERAL TOLERANCES: (UNLESS SPECIFIED)	SCALE: --	DESIGN UNITS: <input type="checkbox"/> mm <input checked="" type="checkbox"/> INCH	THIRD ANGLE PROJECTION	TITLE:	
	MAJOR	mm INCH	DRAWN BY & DATE	C. YORK 6-28-05			
	CRITICAL	4 PLACES ±.0015	CHECKED BY & DATE	MOLEX INCORPORATED			
	SPC	3 PLACES ±.038	APPROVED BY & DATE	CAD FILENAME	MATERIAL NO.	DRAWING NO.	SHEET NO.
REV	2 PLACES ±.13	ANGULAR: ±2°	707XX	SEE CHART	SD-38701-001	2 OF 2	
	1 PLACE ±.3	DRAFT WHERE APPLICABLE MUST REMAIN WITHIN DIMENSIONS	THIS DRAWING CONTAINS INFORMATION THAT IS PROPRIETARY TO MOLEX INCORPORATED AND SHOULD NOT BE USED WITHOUT WRITTEN PERMISSION.				SIZE: B