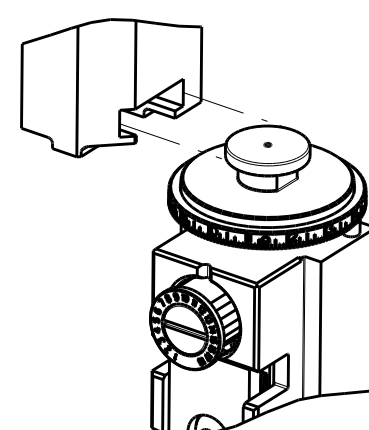


PART NUMBER	REVISION	DESCRIPTION	FEED TYPE
2266268-2	E	FINE CRIMP HEIGHT ADJUST	PNEUMATIC
7-2266268-2	E	PNEUMATIC AND CRIMP TOOLING KIT	PNEUMATIC
7-2266268-7	D	CRIMP TOOLING KIT	-

ATLANTIC VERSION TERMINATOR INTERFACE ADAPTER



APPLICATOR DATA		
CRIMP	SIZE	TYPE
WIRE	4.57 mm [.180]	F
INSUL	6.10 mm [.240]	F

APPLICATOR INSTRUCTIONS
408-35042

TERMINAL DATA: TE TERMINAL		TE CRIMP SPECIFICATION	
TERMINAL NAME: FASTON FLAG RECEPTACLE .375 SERIES			
WIRE STRIP LENGTH		INSULATION DIAMETER RANGE	
7.44-8.20 mm [.293-.323 IN]		Ø3.42-4.88 mm [.135-.192 IN]	
TERMINAL APPLICATION SPECIFICATION	114-3118		
TERMINALS APPLIED			
TE TERMINAL	TE TERMINAL	TE TERMINAL	TE TERMINAL
154897-7	154897-8	342308-3	

WIRE SIZE	CRIMP HEIGHT mm [INCH]	CRIMP HEIGHT REFERENCE SETTING
6.00mm2	2.62 +/- 0.05 [.103 +/- .002]	4.1
4.50mm2	2.36 +/- 0.05 [.093 +/- .002]	7.1
4.00mm2	2.26 +/- 0.05 [.089 +/- .002]	8.4
3.00mm2	2.06 +/- 0.05 [.081 +/- .002]	10.7

- RECOMMENDED SPARE PARTS
- REFER TO SUPPLIED INSTRUCTION SHEET FOR CLEANING, LUBRICATION AND STORAGE OF APPLICATOR.
- APPLY PART NUMBER 2-23419-6 LOCTITE TO THREADS OF ITEM 242.
- CRIMP HEIGHT REFERENCE SETTING WAS THE SETTING USED WHEN THE APPLICATOR WAS QUALIFIED AT THE FACTORY. ADJUSTMENT MAY BE NECESSARY WHEN RUNNING APPLICATOR IN THE FIELD.
- TERMINAL PITCH NOT COMPATIBLE WITH MECHANICAL FEED..
- 6. UNLESS SPECIFIED OTHERWISE TORQUE VALUES SHALL BE USED PER DOCUMENT, 101-35000.
- QUANTITY OF ITEM 129 IS IN METERS.

***WARNING**
ON INSTALLATION, SET WIRE DISC TO CRIMP HEIGHT REFERENCE SETTING FOR LARGEST WIRE SIZE. CRIMP HEIGHT REFERENCE SETTINGS GREATER THAN THE VALUE SHOWN MAY CAUSE DAMAGE TO THE CRIMP TOOLING. REFER TO THE INSTRUCTION SHEET FOR PROPER SETUP AND ADJUSTMENTS.

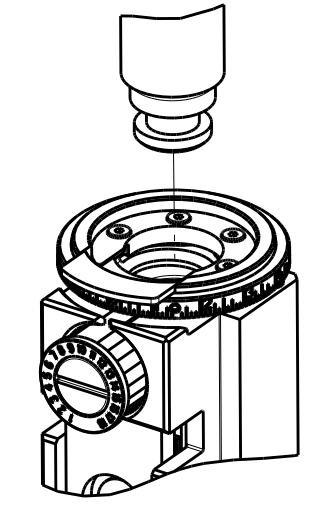
LOC	DIST	REVISIONS			
A	66	REV	DATE	BY	CHK
		B	16NOV2018	TB	CT
		C	13FEB2019	MZ	YY
		D	24APR2019	MZ	YY
		E	26JUL2019	FJ	TE

-	1	1	2-455888-1	SPACER, CRIMPER	259
-	1	1	2119641-1	FEED CAM, AIR FEED	248
-	1	1	2119082-6	CAM, SNAIL, INSULATION ADJUSTMENT	244
-	1	1	2079764-1	WASHER, WAVE SPRING, CREST-TO-CREST	243
-	1	1	2119083-1	RETAINER, INSULATION DIAL	242
-	1	1	2844940-2	AIR FEED MODULE	238
-	1	1	1-18028-0	WASHER, FLAT, REG M8	192
-	1	1	455888-9	SPACER, CRIMPER	182
-	REF	REF	994970-2	COUNTER, MAGNETIC	164
-	1	1	2168083-3	SCR, SKT HD CAP, RoHS, M4 X 12.0	143
-	1	1	2217068-1	BRACKET, AIR BLAST	130
-	1	1	2030758-3	TUBING, POLYURETHANE	129
-	1	1	5018030-2	NUT, HEX, REG, RoHS, M4	128
-	1	1	2168083-3	SCR, SKT HD CAP, RoHS, M4 X 12.0	127
-	1	1	986220-3	CLAMP, CABLE, BLACK	126
-	1	1	1-22281-8	SPRING, COMPRESSION	121
-	1	1	23238-1	INSERT, COUPLING	101
-	1	1	2844908-1	SCREW, LOCKING	99
-	1	1	2844907-1	POST, LOCKING	98
-	1	1	690712-7	FRONT STRIP GUIDE	96
-	2	2	1-2168083-3	SCR, SKT HD CAP, RoHS, M3 X 16	95
-	1	1	2168083-6	SCR, SKT HD CAP, RoHS, M5 X 65	93
-	1	1	1-455888-0	SPACER, CRIMPER	82
-	2	2	2168083-1	SCR, SKT HD CAP, RoHS, M3 X 8.0	79
-	1	1	1633782-4	FENCE	78
-	1	1	1803607-3	DOCUMENTATION PACKAGE	71
-	1	1	2119740-1	TAG, IDENTIFICATION	67
-	2	2	2168078-1	SCREW, DRIVE, RH, RoHS, 2 x .188	66
-	2	2	2-18032-5	SCR, SET, FLT PNT, M5 X 20.0	61
-	1	1	2168083-2	SCR, SKT HD CAP, RoHS, M4 X 8.0	60
-	1	1	5-18022-5	SCR, HEX HD CAP, M4 X 6.0	59
-	1	1	1338685-1	PAWL, FEED	56
-	1	1	18023-9	SCR, SKT HD CAP M4 X 6.0	49
-	1	1	1803583-9	APPLICATOR BASIC ASSEMBLY, SF	46
-	1	1	1803515-2	RAM ASSEMBLY, SF ATLANTIC	44
-	1	1	1803602-2	SCR, BHSC, RoHS (M8 X 40)	41
-	2	2	2079383-5	SCR, BHSC, RoHS (M4 X 20)	33
-	2	2	2844962-6	SPACER, CYLINDRICAL, STRIP GUIDE	30
-	1	1	1-2844938-9	PLATE, STRIP GUIDE	29
-	2	2	22283-1	SPRING, COMPRESSION	27
-	1	1	356835-1	LEVER, DRAG RELEASE	26
-	1	1	853712-2	DRAG, STOCK	25
-	1	1	6-690440-7	GUIDE, REAR STRIP	24
-	1	1	980371-4	SCR, SKT HD SHLDR 5.0 DIA X 6.0	23
-	1	1	2168083-2	SCR, SKT HD CAP, RoHS, M4 X 8.0	21
-	4	4	1-18028-2	WASHER, FLAT, REG M4	20
-	1	1	2119533-6	STRIPPER, SIDE FEED	19
-	1	1	3-853720-4	BLADE, SLUG	15
-	1	1	1-853721-6	BLADE, SLUG	10
-	1	1	2-1803012-5	PLATE, REAR SHEAR	9
-	1	2	1803161-1	ANVIL, COMBINATION	8
-	-	-	-	-	7
-	-	-	-	-	6
-	-	-	-	-	5
-	1	1	238011-1	BLOCK, CRIMPER SPACER	4
-	1	2	1-5-1803223-8	CRIMPER, INSULATION F PREMIUM	3
-	1	1	1-455888-4	SPACER, CRIMPER	2
-	1	2	1-456412-2	CRIMPER, WIRE .180 F PREMIUM	1

<small>THIS DRAWING IS UNPUBLISHED. IT IS THE PROPERTY OF TYCOO ELECTRONICS CORPORATION. ALL RIGHTS ARE RESERVED. IT IS SUBJECT TO CHANGE AND WITHOUT WARRANTY. REVISIONS SHOULD BE CONTACTED FOR THE LATEST POSITION.</small>		DWN: R.O. WILSON 28APR2014 CHK: K.J. STAKEM 05MAY2014 APVD: T.L. ELBIN 06MAY2014	TE Connectivity Harrisburg, PA 17105-3608
DIMENSIONS: mm 		TOLERANCES UNLESS OTHERWISE SPECIFIED: 0 PLC ± 1 PLC ± 2 PLC ± 3 PLC ± 4 PLC ± ANGLES ± FINISH ±	NAME: Ocean Side Feed Applicator SIZE: A1 CAGE CODE: 00779 DRAWING NO: 2266268 SCALE: 1:2 SHEET: 1 OF 4 REV: E
MATERIAL: -		WEIGHT: -	Customer Accessible Production Drawing

ATLANTIC VERSION
Shown on sheets 1 of 4 & 2 of 4
(Pacific version shown on sheets 3 of 4 & 4 of 4)

PACIFIC VERSION TERMINATOR INTERFACE ADAPTER



PART NUMBER	REVISION	DESCRIPTION	FEED TYPE
2-2266268-2	E	FINE CRIMP HEIGHT ADJUST	PNEUMATIC
7-2266268-7	D	CRIMP TOOLING KIT	-

APPLICATOR DATA		
CRIMP	SIZE	TYPE
WIRE	4.57 mm [.180]	F
INSUL	6.10 mm [.240]	F
APPLICATOR INSTRUCTIONS 408-35042		

TERMINAL DATA: TE TERMINAL		TE CRIMP SPECIFICATION	
TERMINAL NAME: FASTON FLAG RECEPTACLE .375 SERIES			
WIRE STRIP LENGTH 7.44-8.20 mm [.293-.323 IN]	INSULATION DIAMETER RANGE 3.42-4.88 mm [.135-.192 IN]		
TERMINAL APPLICATION SPECIFICATION 114-3118			
TERMINALS APPLIED			
TE TERMINAL 154897-7	TE TERMINAL 154897-8	TE TERMINAL 342308-3	TE TERMINAL

WIRE SIZE	CRIMP HEIGHT mm [INCH]	CRIMP HEIGHT REFERENCE SETTING
6.00mm2	2.62 +/- 0.05 [.103 +/- .002]	4.1
4.50mm2	2.36 +/- 0.05 [.093 +/- .002]	7.1
4.00mm2	2.26 +/- 0.05 [.089 +/- .002]	8.4
3.00mm2	2.06 +/- 0.05 [.081 +/- .002]	10.7

- RECOMMENDED SPARE PARTS
- REFER TO SUPPLIED INSTRUCTION SHEET FOR CLEANING, LUBRICATION AND STORAGE OF APPLICATOR.
- APPLY PART NUMBER 2-23419-6 LOCTITE TO THREADS OF ITEM 242.
- CRIMP HEIGHT REFERENCE SETTING WAS THE SETTING USED WHEN THE APPLICATOR WAS QUALIFIED AT THE FACTORY. ADJUSTMENT MAY BE NECESSARY WHEN RUNNING APPLICATOR IN THE FIELD.
- TERMINAL PITCH NOT COMPATIBLE WITH MECHANICAL FEED.
- 6. UNLESS SPECIFIED OTHERWISE TORQUE VALUES SHALL BE USED PER DOCUMENT, 101-35000.
- QUANTITY OF ITEM 129 IS IN METERS.

***WARNING**
ON INSTALLATION, SET WIRE DISC TO CRIMP HEIGHT REFERENCE SETTING FOR LARGEST WIRE SIZE. CRIMP HEIGHT REFERENCE SETTINGS GREATER THAN THE VALUE SHOWN MAY CAUSE DAMAGE TO THE CRIMP TOOLING. REFER TO THE INSTRUCTION SHEET FOR PROPER SETUP AND ADJUSTMENTS.

LOC	DIST	REVISIONS			
P	LTN	DESCRIPTION	DATE	OWN	APPV
A	66	SEE SHEET 1			

-	1	2-455888-1	SPACER, CRIMPER	259	
-	1	2119082-6	CAM, SNAIL, INSULATION ADJUSTMENT	244	
-	1	2079764-1	WASHER, WAVE SPRING, CREST-TO-CREST	243	
-	1	2119083-1	RETAINER, INSULATION DIAL	242	
-	1	2844940-2	AIR FEED MODULE	238	
-	1	1-18028-0	WASHER, FLAT, REG M8	192	
-	1	455888-9	SPACER, CRIMPER	182	
-	REF	994970-2	COUNTER, MAGNETIC	164	
-	1	2119641-2	FEED CAM, AIR FEED	151	
-	1	2168083-8	SCR, SKT HD CAP, RoHS, M4 X 16	144	
-	1	2168083-3	SCR, SKT HD CAP, RoHS, M4 X 12.0	143	
-	1	1-1803583-0	APPLICATOR BASIC ASSEMBLY, SF	141	
-	1	1803516-2	RAM ASSEMBLY, SF PACIFIC	140	
-	1	2217068-1	BRACKET, AIR BLAST	130	
-	1	2030758-3	TUBING, POLYURETHANE	129	
-	1	5018030-2	NUT, HEX, REG, RoHS, M4	128	
-	1	2168083-3	SCR, SKT HD CAP, RoHS, M4 X 12.0	127	
-	1	986220-3	CLAMP, CABLE, BLACK	126	
-	1	1-22281-8	SPRING, COMPRESSION	121	
-	1	23238-1	INSERT, COUPLING	101	
-	1	2844908-1	SCREW, LOCKING	99	
-	1	2844907-1	POST, LOCKING	98	
-	1	690712-7	FRONT STRIP GUIDE	96	
-	2	1-2168083-3	SCR, SKT HD CAP, RoHS, M3 X 16	95	
-	1	2168083-6	SCR, SKT HD CAP, RoHS, M5 X 65	93	
-	1	1-455888-0	SPACER, CRIMPER	82	
-	2	2168083-1	SCR, SKT HD CAP, RoHS, M3 X 8.0	79	
-	1	1633782-4	FENCE	78	
-	1	1803607-3	DOCUMENTATION PACKAGE	71	
-	1	2119740-1	TAG, IDENTIFICATION	67	
-	2	2168078-1	SCREW, DRIVE, RH, RoHS, 2 x .188	66	
-	2	2-18032-5	SCR, SET, FLT PNT, M5 X 20.0	61	
-	1	5-18022-5	SCR, HEX HD CAP, M4 X 6.0	59	
-	1	1338685-1	PAWL, FEED	56	
-	1	18023-9	SCR, SKT HD CAP M4 X 6.0	49	
-	1	1803602-2	SCR, BHSC, RoHS (M8 X 40)	41	
-	2	2079383-5	SCR, BHSC, RoHS (M4 X 20)	33	
-	2	2844962-6	SPACER, CYLINDRICAL, STRIP GUIDE	30	
-	1	1-2844938-9	PLATE, STRIP GUIDE	29	
-	2	22283-1	SPRING, COMPRESSION	27	
-	1	356835-1	LEVER, DRAG RELEASE	26	
-	1	853712-2	DRAG, STOCK	25	
-	1	6-690440-7	GUIDE, REAR STRIP	24	
-	1	980371-4	SCR, SKT HD SHLDR 5.0 DIA X 6.0	23	
-	1	2168083-2	SCR, SKT HD CAP, RoHS, M4 X 8.0	21	
-	4	1-18028-2	WASHER, FLAT, REG M4	20	
-	1	2119533-6	STRIPPER, SIDE FEED	19	
-	1	3-853720-4	BLADE, SLUG	15	
-	1	1-853721-6	BLADE, SLUG	10	
-	1	2-1803012-5	PLATE, REAR SHEAR	9	
-	1	1803161-1	ANVIL, COMBINATION	8	
-	-	-	-	7	
-	-	-	-	6	
-	-	-	-	5	
-	1	238011-1	BLOCK, CRIMPER SPACER	4	
-	1	5-1803223-8	CRIMPER, INSULATION F PREMIUM	3	
-	1	1-455888-4	SPACER, CRIMPER	2	
-	1	1-456412-2	CRIMPER, WIRE .180 F PREMIUM	1	
-	77	-22	PART NO	DESCRIPTION	ITEM NO

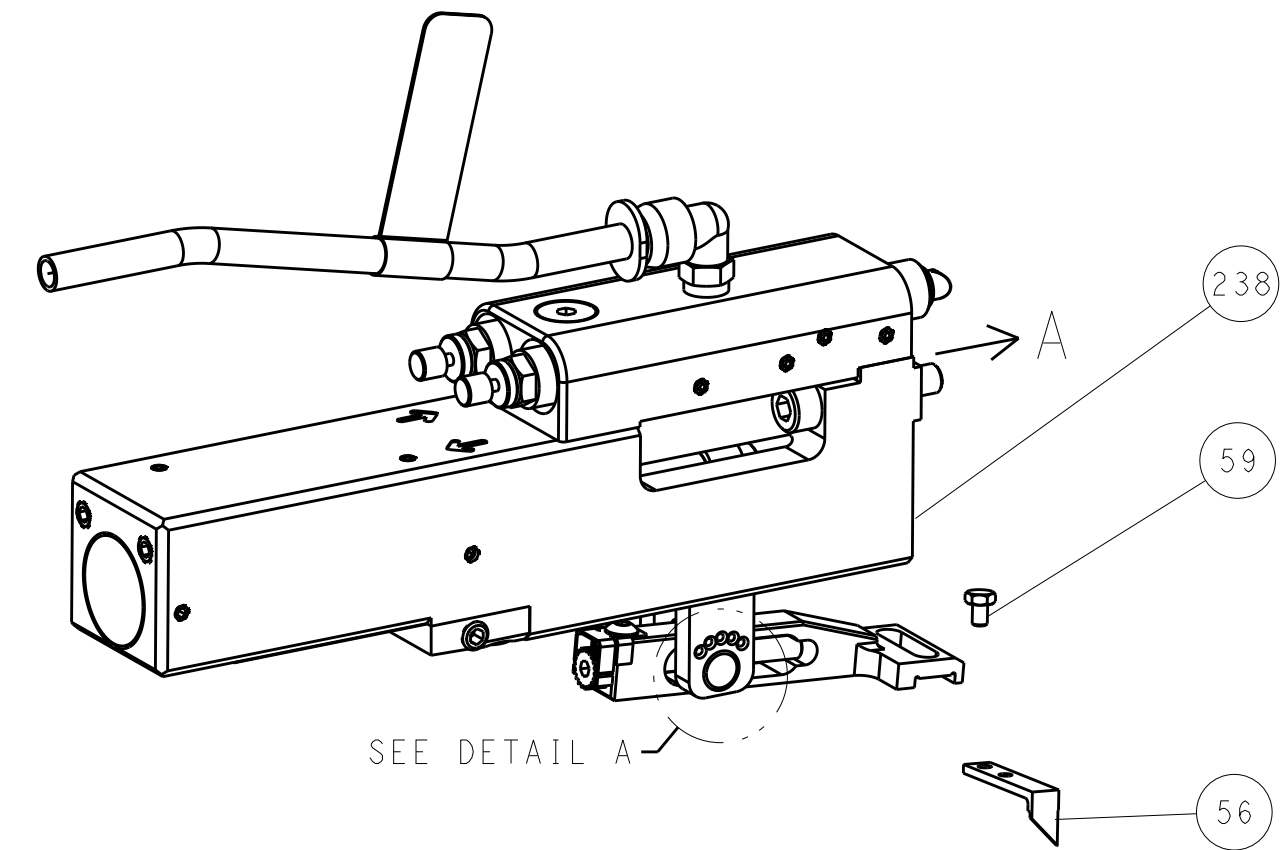
PACIFIC VERSION
Shown on sheets 3 of 4 & 4 of 4
(Atlantic version shown on sheets 1 of 4 & 2 of 4)

DIMENSIONS: mm		TOLERANCES UNLESS OTHERWISE SPECIFIED:		0 PLC ± .1	1 PLC ± .1	2 PLC ± .1	3 PLC ± .1	4 PLC ± .1	ANGLES ± .1	FINISH
MATERIAL		FINISH		WEIGHT	SCALE	1:2	SHEET	3	OF	4

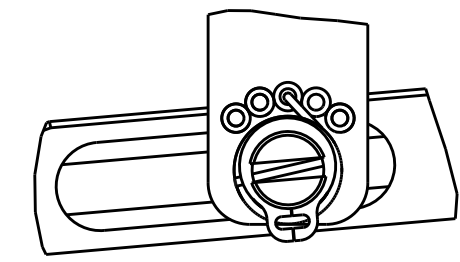
Customer Accessible Production Drawing

LOC	DIST	REVISIONS			
		REV	DATE	BY	APPV
A	66	-	SEE SHEET 1	-	-

FEED TYPE PNEUMATIC

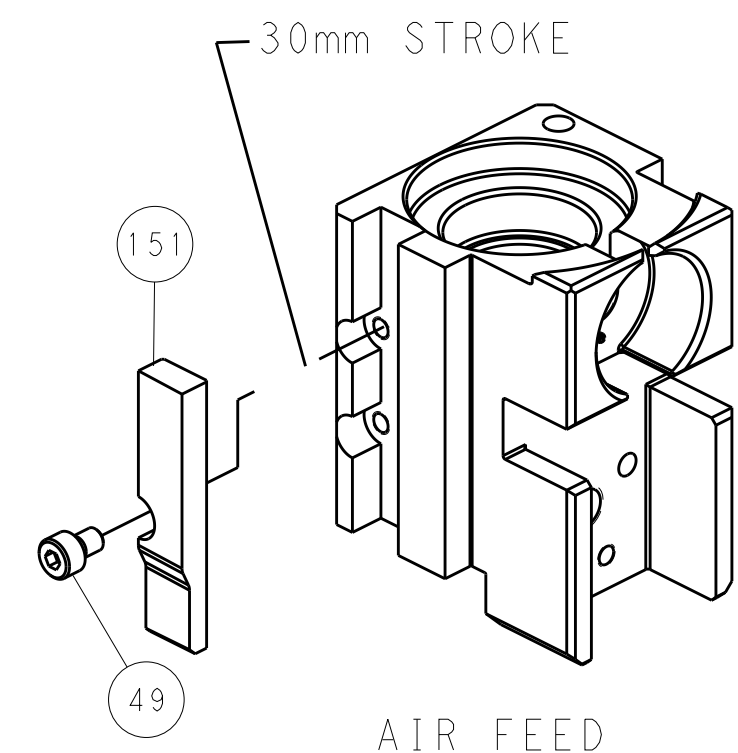


FEED SPRING SETTING POSITION (SHOWN FROM REAR SIDE)

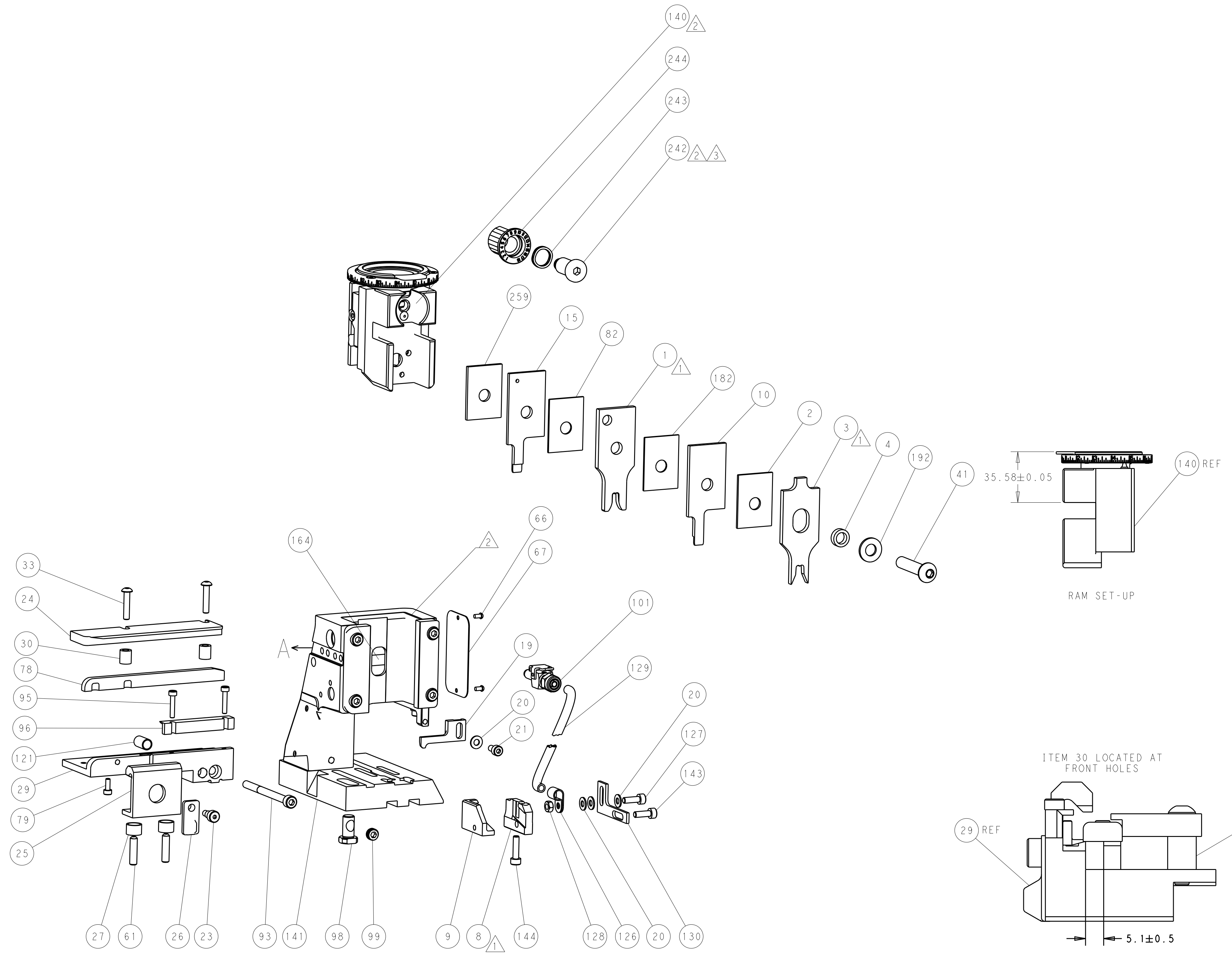


DETAIL A

CAM POSITION



AIR FEED



PACIFIC VERSION
 Shown on sheets 3 of 4 & 4 of 4
 (Atlantic version shown on sheets 1 of 4 & 2 of 4)

<small>THIS DRAWING IS UNPUBLISHED. RELEASED FOR PUBLICATION. IT IS THE PROPERTY OF TYCO ELECTRONICS CORPORATION. IT IS TO BE USED ONLY FOR THE PURPOSES AND LIMITATIONS SPECIFIED HEREIN. SHOULD BE CONTACTED FOR THE LATEST REVISION.</small>		DWN: R.O. WILSON 28APR2014 CHK: K.J. STAKEM 05MAY2014 APVD: T.L. ELBIN 06MAY2014	NAME: TE Connectivity Harrisburg, PA 17105-3608
DIMENSIONS: mm TOLERANCES UNLESS OTHERWISE SPECIFIED: 0 PLC ± 1 PLC ± 2 PLC ± 3 PLC ± 4 PLC ± ANGLES ± MATERIAL: - FINISH: -		PRODUCT SPEC: APPLICATION SPEC: WEIGHT: - SCALE: 1:2	OCEAN SIDE FEED APPLICATOR SIZE: A1 CAGE CODE: 00779 DRAWING NO: C=2266268 SHEET 4 OF 4 REV E